

Homework Grid Y3

Choose an activity from the grid to complete once per week. Complete your homework on paper using your neatest handwriting and presentation. Take a photograph of your homework and send to the key stage email along with your name. Homework is due on a Thursday every week. KS2primary@thegrangeacademy.co.uk

<p><u>English</u> Write a diary about living as a child in the Stone Age. Challenge: could you turn your diary into a vlog?</p> <input data-bbox="698 679 804 788" type="checkbox"/>	<p><u>Maths</u> Find different ways of representing the number 325 using practical objects.</p> <input data-bbox="1317 679 1422 788" type="checkbox"/>	<p><u>Reading</u> Using the internet, visit the website Twinkl Go and use this code to complete a comprehension of your choice. Record your score in your book.</p> <p>Code: A R 0 4 2 8</p> <input data-bbox="1939 679 2045 788" type="checkbox"/>
<p><u>Science</u> Find a selection of rocks outside. Can you identify them as igneous, sedimentary or metaphoric? How did you know? Challenge: create a poster to help people identify the different rocks.</p> <input data-bbox="698 1129 804 1238" type="checkbox"/>	<p><u>History</u> Create a survival guide for people who lived during the Stone Age. You could include what to eat, where to sleep and what the dangers were. Challenge: can you make the guide interactive using questions and answers?</p> <input data-bbox="1317 1129 1422 1238" type="checkbox"/>	<p><u>Art</u> Find examples of cave paintings and create your own. You can use whatever materials and resources you have available.</p> <input data-bbox="1939 1129 2045 1238" type="checkbox"/>

Don't Forget...

- To read at least three times a week and sign it in your reading record.
- To practice your weekly spellings.

Homework Grid Y3

Stone Age Diary Example

Dear Diary,

Today was the most incredible day of my life. Shall I tell you what I did? It was time to get up. Emerging from the tipi, I looked out at the hills beyond our camp to see the sun slowly rising. I had jobs to do that morning but first I had to help my brother to gather some breakfast. We took our rabbit skin bags to the edge of the wood where the blackberries grew and filled them up to the brim. We couldn't resist gobbling a few berries as we picked, because the hunters had not had a successful day out yesterday and we had only had a baby deer to share between our large family of twenty-four so we were ravenously hungry.

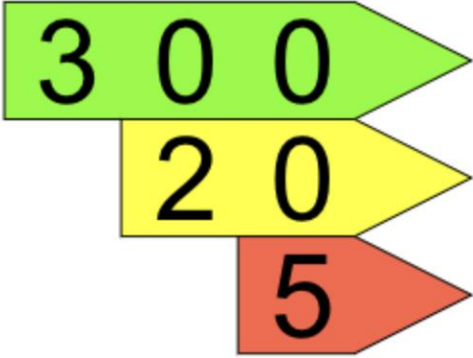
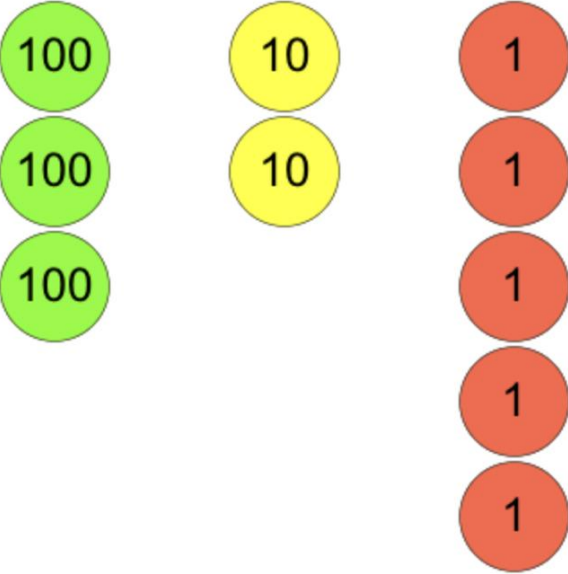
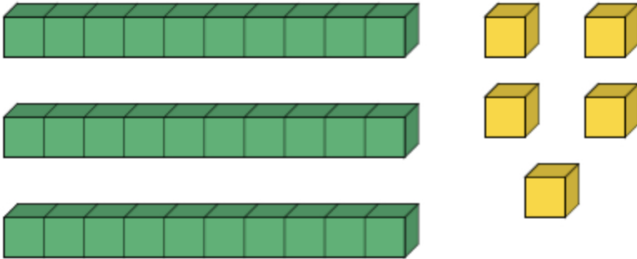
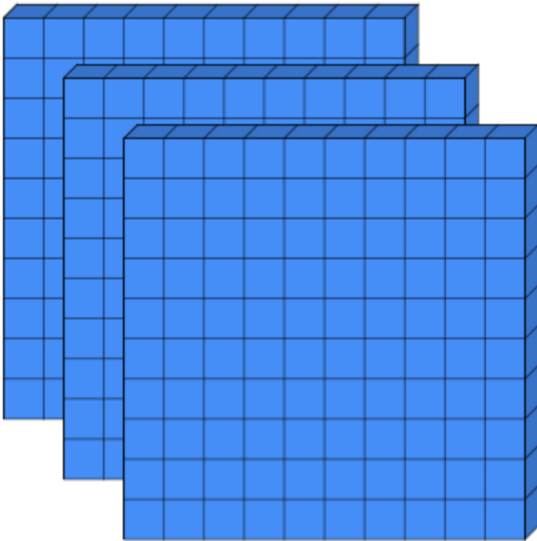
Returning to camp, everyone was glad to see us and we sat around the freshly-built fire to eat. My father gave people jobs for the day as we filled our bellies. Since midsummer, my brother and I have been learning how to make and sharpen flint tools. It was hard work at first, but I have made spears, hand axes, hammers and arrow heads for myself and my family. We need tools to hunt, build our houses and skin animals with. Each tool is better than the last.

Eventually, the time came to hunt. Feeling excited and nervous, I followed ten men a long distance from home. When I looked behind us, our camp was out of sight. We ventured beyond the river, where we saw a few children stabbing furiously at fish with their spears. Crossing the marsh, we clambered to the high land looking for signs of deer. Footprints and fresh droppings. We were in luck! He spotted a group of deer at the edge of some bushes. My belly rumbled and I licked my lips. Would we have deer for supper? I really hoped so. Slowly and carefully, we spread out in a circle around the beasts. My father shot the first arrow skilfully and hit a deer between the eyes. It fell to the ground, but luckily the other animals didn't spot it. Arrows filled the air from all directions and we rushed in towards the herd with spears to finish them off. There would be plenty of meat tonight! We staggered home with five large animals between us, looking forward to the feast.

When we returned to the camp, the younger children had made nettle soup with the women, just in case there was no meat. My mother rushed up and gave me a hug. We sang old songs and rejoiced with a dance around the fire. Suddenly, I needed to sleep, so I crawled into my bed by the fire and tucked my toes under the deer skin. I would dream of hunting and tomorrow I would bring back another deer. What an amazing day!

Homework Grid Y3

Homework Grid Y3



Homework Grid Y3

A Storm is Brewing...

- 11 Dale was in the garden playing fetch with Patch, a tiny
20 brown and white puppy they had brought home only
29 three days before. Quite unexpectedly, Dale heard a loud
40 rumble and saw, from the corner of this eye, flashes of
49 light in the sky. "What is happening?" muttered Dale.
- 57 Suddenly, Dale heard Mum shouting from the kitchen.
66 "Get inside quickly, Dale!" she yelled with urgency in
76 her voice. This worried Dale, so he swiftly ran towards
86 the house. Unsure what to make of the situation, Patch
94 sauntered after him, stopping occasionally to shake the
98 rain from his fur.
- 108 "Mum, why is the sky making strange noises and what
115 are all of those lights?" asked Dale.
- 123 "It is thunder and lightning, Dale," explained Mum.



Quick Questions



1. Find and copy an adverb from the text which means the same as 'quickly'.



2. How long had Dale had Patch?



3. What do you think Dale and Patch did next?

I predict ...



4. How does the author show the reader that Patch is not really bothered about the thunderstorm?

The author shows the reader that patch is not bothered about the thunderstorm by ...

Homework Grid Y3

What Type of Rock am I ?

How to tell an igneous rock from a sedimentary rock from a metamorphic rock.



Metamorphic rocks are recognized by:

- the interlocking texture of large grains
- foliation (layering)
- banded light and dark colors
- "ching" sound instead of a "chunk" sound when tapped



Igneous rocks are recognized by:

- the interlocking texture of the grains
- the presence of vesicles (holes) in extrusive igneous rocks
- may be dark-colored and heavy
- may display two grain sizes, one much larger than the other



Sedimentary rocks are recognized by:

- grains cemented together
- the presence of fossils
- light-colored and light weight
- may display interlocking grains but is very light weight

Homework Grid Y3



Homework Grid Y3

outfit.

Top tip:

Woolly mammoth skin make a very warm outfit.

Shelter

Find caves to keep dry and make a fire to keep warm.

Stone Age people don't stay in caves for long, they move to other places. You will have to move homes as you search for food but if you can't find a home you will have to build one so you don't get poorly.

Top tip: Get animal skin for a blanket or for the floor.

Tools

Neanderthals are intelligent people. They found a way of using flint, strong sticks



and bone to make tools.

These can be used for cutting meat, shaping animal

skin and digging up plants.
Top tip: Sharp bones can be attached to sticks to make a spear.

Cave paintings

Early humans use drawings to communicate. Pictures of animals are often found on cave walls. People

believe this brings success when hunting animals.

Top tip: Use cave paintings to create a story during the evenings.

Hopefully this information helps you. Enjoy your time here.

