

# Violet Isolation Learning



1 week pack

## English



- Retelling a story
- Using capital letters and full stops, exclamation marks and question marks.

## PE

Multi Skills-Linked to  
Pirates  
Running and jumping  
Ball games



## Science


### Everyday materials

- Compare materials
- Investigating how materials can change



## Maths

- Numbers to 100
- Addition and Subtraction within 100
- Money



# Violet Class

## Geography

- Name and locate the 7 continents.
- Name and locate the 5 oceans.
- Countries and capital cities in UK.



## Phonics/Reading

- Recapping phase 3,4 and 5 sounds.
- Answering questions about a text.
- Reading for pleasure



## RE



Christianity  
What did Jesus teach?

## History

Changes in technology- past vs present.



## Music

Listen and appraise to Hands Feet Heart (Charanga)  
South African style songs.  
Perform and play instruments.



## Computing








E-Safety and keeping safe online.



## Art/DT

- Repeated patterns
- Lines and texture
- Mark making



Time	Lesson/Activity
9-9.20 or 20 minutes	<p>Reading Read something from your house. It can be a book, a magazine, something on your tablet.</p> 
9.20-9.30 or 10 minutes	<p>Tell somebody about what you have read. You could tell a family member or facetime a friend.</p> 
9.30-10 or 30 minutes	<p>Maths Activity Pick an activity to complete. If you finish can you make up your own activity for a friend?</p> 
10-10.15 or 15 minutes	<p>Phonics Games Have a go at some phonics games. Follow the links to help you.</p> 
10.15-10.45 or 30 minutes	<p>Break Have a break and move around. Go outside do some exercise. Have some snack and a rest.</p>
10.45-11.15 or 30 minutes	<p>Spelling Activity Choose some of the words from your spelling sheet. Can you write them in unusual ways to help you learn them? Can you put them into a sentence?</p> 
11.15-11.30 or 15 minutes	<p>Number bonds activity Try and have a go at some of your numberbonds to 10 or play on numbots or some maths games on your tablet/phone or laptop.</p> 
11.30-11.45	<p>Movement break. Put on go noodle and have a dance. Run around your garden or do some exercises.</p>
11.45-12 or 15 minutes	<p>Handwriting Activity. Practise some of the letters from your handwriting sheet. Make sure you remember how to form your letters correctly. Take your time.</p> 
12-1 or 1 hour	<p>Lunch Have your lunch. Go outside and get some fresh air or watch some TV and relax.</p> 
1-1.20 or 20 minutes	<p>Build a sentence activity. What sentences can you make?</p> 
1.30-2 or 30 minutes	<p>PE Have a go at some of the PE links. Go in your garden and do some exercise. Play football or make an obstacle course.</p> 
2-2.30 or 30 minutes	<p>English Write in your isolation diary. Think about what you have done today and write about it. You may want to add more later on when the day has nearly finished.</p> 
2.30-2.50 or 20 minutes	<p>Choosing Time Play with your toys and see what you can make. Can you make a picture for a friend? Can you build the tallest lego tower? Can you make a den for you and your teddy bears?</p>

Y2	Autumn	
English	Reading	<p>The Goldilocks Project: Goldilocks and the Three Bears by Lauren Child, Me and You by Anthony Browne Goldilocks and Just the One Bear' by Leigh Hodgkinson</p> <p>Jim and the beanstalk- Listen and read the story  <a href="https://www.youtube.com/watch?v=liizHAry5aU">https://www.youtube.com/watch?v=liizHAry5aU</a></p>
	Writing	<p>Narrative (sequels &amp; retellings)            Jack and the beanstalk retelling a story  <a href="https://classroom.thenational.academy/units/jack-and-the-beanstalk-created-story-characters-mood-problems-be6a">https://classroom.thenational.academy/units/jack-and-the-beanstalk-created-story-characters-mood-problems-be6a</a></p>
	SPAG Phonics	<p>Recap phonics phase 5  <a href="https://www.phonicsbloom.com/uk/game/list/phonics-games-phase-5">https://www.phonicsbloom.com/uk/game/list/phonics-games-phase-5</a>  <a href="https://www.phonicsplay.co.uk/resources/phase/5">https://www.phonicsplay.co.uk/resources/phase/5</a></p> <p>Sentence structure  <a href="https://www.bbc.co.uk/bitesize/articles/z2fq96f">https://www.bbc.co.uk/bitesize/articles/z2fq96f</a></p> <p>Basic Punctuation  <a href="https://www.bbc.co.uk/bitesize/articles/zfbxwnb">https://www.bbc.co.uk/bitesize/articles/zfbxwnb</a></p>
	Sp & L Vocab	<p>Telling stories orally  <a href="https://www.vooks.com/?gclid=EAlalQobChMIg-i95J7w6wIVVs3tCh07FAfgEAAYASAAEgLOWvD_BwE">https://www.vooks.com/?gclid=EAlalQobChMIg-i95J7w6wIVVs3tCh07FAfgEAAYASAAEgLOWvD_BwE</a></p> <p>Download 30 day free trial</p>
Maths		<p>Numbers to 100  <a href="https://teachers.thenational.academy/units/numbers-within-100-9ce3">https://teachers.thenational.academy/units/numbers-within-100-9ce3</a>  <a href="https://www.bbc.co.uk/bitesize/articles/z2k3p4j">https://www.bbc.co.uk/bitesize/articles/z2k3p4j</a></p> <p>Addition and subtraction  <a href="https://www.bbc.co.uk/bitesize/articles/znsmdp3">https://www.bbc.co.uk/bitesize/articles/znsmdp3</a>  <a href="https://teachers.thenational.academy/units/addition-and-subtraction-applying-strategies-bf49">https://teachers.thenational.academy/units/addition-and-subtraction-applying-strategies-bf49</a></p> <p>Money  <a href="https://teachers.thenational.academy/units/money-88ba">https://teachers.thenational.academy/units/money-88ba</a></p>

<b>Science</b>	<b><u>Everyday Materials</u></b> <a href="https://www.bbc.co.uk/bitesize/articles/zdpftrd">https://www.bbc.co.uk/bitesize/articles/zdpftrd</a> <a href="https://teachers.thenational.academy/units/changing-materials-0397">https://teachers.thenational.academy/units/changing-materials-0397</a>	
<b>Computing</b>	<b><u>Learning to be E-Safe</u></b>  Ilearn2 – E-Safety <a href="https://www.hamilton-trust.org.uk/topics/key-stage-1-topics/e-safety-mini-topic/e-safety-mini-topic-ks1/">https://www.hamilton-trust.org.uk/topics/key-stage-1-topics/e-safety-mini-topic/e-safety-mini-topic-ks1/</a> Apply our knowledge of safe and sensible online activities to create a safety poster.	
<b>History</b>	<b><u>Now and then</u></b> Change in Technology Past VS Present <a href="https://teachers.thenational.academy/units/how-have-peoples-lives-changed-in-living-memory-e32c">https://teachers.thenational.academy/units/how-have-peoples-lives-changed-in-living-memory-e32c</a>	
<b>Geography</b>	Name and locate the world's 7 continents <a href="https://www.bbc.co.uk/bitesize/articles/zw7gsk7">https://www.bbc.co.uk/bitesize/articles/zw7gsk7</a> Exploring the 5 oceans <a href="https://www.bbc.co.uk/bitesize/articles/z7fq96f">https://www.bbc.co.uk/bitesize/articles/z7fq96f</a>	Name, locate and identify characteristics of the 4 countries and capital cities of the United Kingdom and its surrounding seas  <a href="https://www.bbc.co.uk/bitesize/articles/z2ksxbk">https://www.bbc.co.uk/bitesize/articles/z2ksxbk</a>
<b>RE</b>	Theme: What did Jesus teach? <a href="https://www.youtube.com/watch?v=dZ9LmlgwHbA">https://www.youtube.com/watch?v=dZ9LmlgwHbA</a>	
<b>Music</b>	<b><u>Hands, Feet, Heart</u></b>  <a href="https://charanga.com/resources/10389">https://charanga.com/resources/10389</a> E-mail for log in  Listen and appraise South African Style songs.	
<b>Art</b>	Continued from Y1 repeating patterns and line mark making Colouring skills <a href="https://kidmons.com/game/paint-online/">https://kidmons.com/game/paint-online/</a>	
<b>PE</b>	Multi Skills Running and Jumping Multi Skills Ball Skills Focus	<a href="https://www.youtube.com/channel/UCAxW1XT0iEJo0TYIRfn6rYQ">https://www.youtube.com/channel/UCAxW1XT0iEJo0TYIRfn6rYQ</a>



# Words to practice reading.



## Year 2

door	gold	plant	clothes
floor	hold	path	busy
poor	told	bath	people
because	every	hour	water
find	great	move	again
kind	break	prove	half
mind	steak	improve	money
behind	pretty	sure	Mr
child	beautiful	sugar	Mrs
children	after	eye	parents
wild	fast	could	Christmas
climb	last	should	everybody
most	past	would	even
only	father	who	
both	class	whole	
old	grass	any	
cold	pass	many	

How many of your words can you find in this word search? There are 14 altogether!

c	o	u	l	d	a	u	r	a	g	u	s
h	q	p	y	e	l	p	o	e	p	d	s
i	j	d	n	i	k	u	b	g	w	l	m
l	g	p	v	y	p	r	e	t	t	y	p
d	d	r	c	p	y	t	a	l	h	m	h
r	d	o	o	s	h	o	u	l	d	e	p
e	x	v	x	e	w	a	t	e	r	e	a
n	q	e	h	c	j	q	i	k	r	v	r
i	z	r	a	o	f	k	f	w	b	l	e
f	o	z	b	e	c	a	u	s	e	t	n
z	l	i	a	w	h	o	l	e	n	h	t
r	d	s	s	z	t	n	n	e	i	b	s


# Words to practice spelling.

## Year 2

door	gold	plant	clothes
floor	hold	path	busy
poor	told	bath	people
because	every	hour	water
find	great	move	again
kind	break	prove	half
mind	steak	improve	money
behind	pretty	sure	Mr
child	beautiful	sugar	Mrs
children	after	eye	parents
wild	fast	could	Christmas
climb	last	should	everybody
most	past	would	even
only	father	who	
both	class	whole	
old	grass	any	
cold	pass	many	

Some of the words on your common exception word list contain 'unusual graphemes' – letters or strings of letters that don't make the sound you are expecting them to. For example, in the word 'beautiful', the letters string 'eau' makes the sound 'yoo'.

Look at these words from your list. Choose a coloured pen or pencil and underline the unusual graphemes.



<b>beautiful</b>	<b>Christmas</b>
<b>sure</b>	<b>sugar</b>
<b>pretty</b>	<b>steak</b>
<b>money</b>	<b>eye</b>
<b>half</b>	<b>people</b>
<b>busy</b>	<b>should</b>
<b>would</b>	<b>whole</b>
<b>because</b>	<b>Mrs</b>

**Challenge:** Can you find any more unusual graphemes in the words on the common exception word list?







# Times tables/Number bonds.



## Number bonds to 20 + and -

$$2 + \_ = 20$$

$$\_ + 3 = 20$$

$$1 + \_ = 20$$

$$\_ + 5 = 20$$

$$7 + \_ = 20$$

$$\_ + 6 = 20$$

$$4 + \_ = 20$$

$$\_ + 9 = 20$$

$$8 + \_ = 20$$

$$\_ + 0 = 20$$

$$18 + \_ = 20$$

$$\_ + 19 = 20$$

$$10 + \_ = 20$$

$$20 - \_ = 1$$

$$20 - 2 = \_$$

$$20 - \_ = 4$$

$$20 - 10 = \_$$

$$20 - \_ = 6$$

$$20 - 3 = \_$$

$$20 - \_ = 7$$

$$20 - 11 = \_$$

$$20 - \_ = 3$$

$$20 - 5 = \_$$

$$20 - \_ = 19$$

$$20 - 16 = \_$$

$$20 - \_ = 9$$

Day 1

**Complete the following sequences:**

a) \_\_\_ 4 6 8 10 \_\_\_

b) 50 45 \_\_\_ 35 \_\_\_ 25

c) \_\_\_ 6 9 12 \_\_\_ 18

d) 90 \_\_\_ \_\_\_ 60 50 40

e) 16 \_\_\_ 36 46 \_\_\_ 66

f) \_\_\_ 24 21 \_\_\_ 15 12

g) 35 40 \_\_\_ 50 \_\_\_ 60

h) 111 \_\_\_ \_\_\_ 81 71 61

i) \_\_\_ \_\_\_ 32 30 28 26

j) 10 20 \_\_\_ \_\_\_ 50 60

**Continue the following sequences:**

k) 5 10 15 \_\_\_ \_\_\_ \_\_\_ \_\_\_ \_\_\_ \_\_\_ \_\_\_ \_\_\_ \_\_\_

l) 3 6 9 \_\_\_ \_\_\_ \_\_\_ \_\_\_ \_\_\_ \_\_\_ \_\_\_ \_\_\_ \_\_\_

m) 85 80 75 \_\_\_ \_\_\_ \_\_\_ \_\_\_ \_\_\_ \_\_\_ \_\_\_ \_\_\_ \_\_\_

n) 14 24 34 \_\_\_ \_\_\_ \_\_\_ \_\_\_ \_\_\_ \_\_\_ \_\_\_ \_\_\_ \_\_\_

o) 2 4 6 \_\_\_ \_\_\_ \_\_\_ \_\_\_ \_\_\_ \_\_\_ \_\_\_ \_\_\_ \_\_\_

p) 50 55 60 \_\_\_ \_\_\_ \_\_\_ \_\_\_ \_\_\_ \_\_\_ \_\_\_ \_\_\_ \_\_\_

q) 45 42 39 \_\_\_ \_\_\_ \_\_\_ \_\_\_ \_\_\_ \_\_\_ \_\_\_ \_\_\_ \_\_\_

r) 70 68 66 \_\_\_ \_\_\_ \_\_\_ \_\_\_ \_\_\_ \_\_\_ \_\_\_ \_\_\_ \_\_\_

s) 147 137 127 \_\_\_ \_\_\_ \_\_\_ \_\_\_ \_\_\_

\_\_\_ \_\_\_ \_\_\_ \_\_\_ \_\_\_ \_\_\_

**Challenge:** Choose a starting number and count in 2 s, 5 s or 10 s from that number. Can you think of a way in which counting in 5 s is different from counting in 2 s or 10 s?

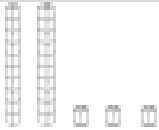
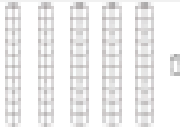

Day 2

Number	Words	Expanded Form	Picture
12	___ tens ___ units	___ + ___ = ___	
18	___ tens 8 units	___ + ___ = ___	
	___ tens ___ units	___ + ___ = ___	
	___ tens ___ units	___ + ___ = ___	
	___ tens ___ units	___ + ___ = ___	
	___ tens ___ units	___ + ___ = ___	
	___ tens 6 units	40 + ___ = ___	
56	___ tens ___ units	___ + ___ = ___	

Number	Words	Expanded Form	Picture
	___ tens ___ units	50 + 2 = ___	
	3 tens 9 units	___ + ___ = ___	
	___ tens ___ units	20 + 7 = ___	
	___ tens ___ units	___ + ___ = ___	
75	___ tens ___ units	___ + ___ = ___	
15	___ tens ___ units	___ + ___ = ___	
	___ tens ___ units	70 + 8 = ___	

## Day 3

Can you fill out any missing boxes for each of the numbers below? The first one has been done for you to show you what to do.

Numerals	Number in Words	Tens	Units	Illustration
23	twenty three	2	3	
17	seventeen			
34				
	fifty six	5	6	
		5	1	
49				
	eighty three			
				
		7	7	

## Challenge


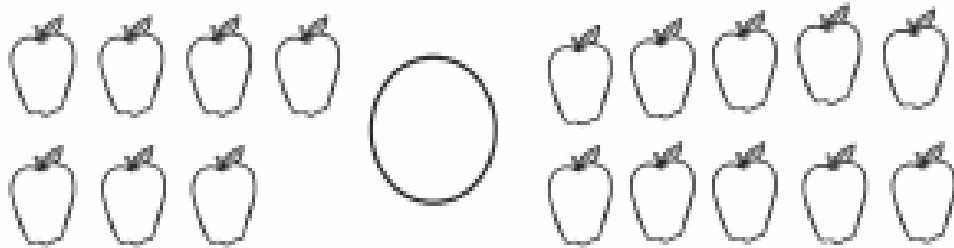
Numerals	Number in Words	Hundreds	Tens	Units	Illustration
					

Day 4

Add < or > to the below number pairs to make them correct.

- |          |           |           |           |
|----------|-----------|-----------|-----------|
| 1) 12 15 | 2) 30 22  | 3) 100 91 | 4) 46 41  |
| 5) 22 18 | 6) 64 46  | 7) 92 20  | 8) 22 20  |
| 9) 70 67 | 10) 25 30 | 11) 30 24 | 12) 21 11 |

Great! Now try with pictures.



Can you give the below problems a number to make them right?

- |                              |                              |                              |                              |
|------------------------------|------------------------------|------------------------------|------------------------------|
| 1) $22 < \underline{\quad}$  | 2) $14 > \underline{\quad}$  | 3) $82 < \underline{\quad}$  | 4) $97 > \underline{\quad}$  |
| 5) $17 < \underline{\quad}$  | 6) $28 > \underline{\quad}$  | 7) $99 < \underline{\quad}$  | 8) $33 > \underline{\quad}$  |
| 9) $50 > \underline{\quad}$  | 10) $66 < \underline{\quad}$ | 11) $76 > \underline{\quad}$ | 12) $52 < \underline{\quad}$ |
| 13) $60 > \underline{\quad}$ | 14) $72 < \underline{\quad}$ | 15) $4 > \underline{\quad}$  | 16) $81 < \underline{\quad}$ |

## Day 5

### Section 1

Draw a line to match up the numbers and the words.

- |    |            |
|----|------------|
| 7  | fifteen    |
| 15 | twenty-two |
| 22 | four       |
| 4  | seven      |

### Section 2

Fill in the missing numbers.

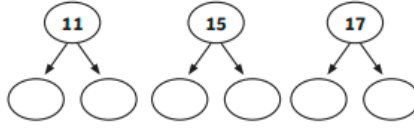
ten          ones  
14 =  +

ten          ones  
18 =  +

ten          ones  
12 =  +

### Section 3

Partition these numbers.



### Section 4

Order the numbers from smallest to largest.

6          12          4          9

--	--	--	--

### Section 5

Use these signs < or > to make these statements true.

- 3  9          12  7  
6  8

### Section 6

Write a maths statement for this picture.



+  =

### Section 7

I have 5 flowers.  
3 flowers are red.  
The rest are blue.  
How many flowers are blue?



### Section 8

How much money is here?



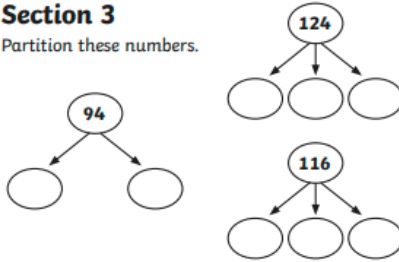
### Section 1

Draw a line to match up the numbers and the words.

- |     |                      |
|-----|----------------------|
| 29  | one hundred and five |
| 49  | eleven               |
| 11  | twenty-nine          |
| 105 | forty-nine           |

### Section 3

Partition these numbers.



### Section 6

Write a maths statement for this picture.



+  +  =

### Section 2

Fill in the missing numbers.

ten          ones  
66 =  +

58 =  +

83 =  +

97 =  +

### Section 4

Order the numbers from smallest to largest.

88          83          102          71

--	--	--	--

### Section 5

Use these signs < or > to make these statements true.


- 82  83          77  76          41  14

### Section 7

I have 13 stones.  
6 are purple.  
The rest are blue.  
How many are blue?

### Section 8

How much money is here?



## Goldilocks and the Three Bears

Once upon a time there lived three bears and a little girl called Goldilocks. One day, she saw a house and went inside. She saw some porridge.

She tasted the large bowl and said, "This porridge is too salty!"

She tasted the medium bowl and said, "This porridge is too sweet!"

She tasted the small bowl and said, "This is porridge is just right." She ate it all up.

Goldilocks saw three chairs.

She sat in the big chair. "This chair is too big!" she said.

She sat in the medium chair. "This chair is too big, too!" she said.

She sat in the small chair and said, "This chair is just right." Then it broke.

Goldilocks went upstairs.

She lay down on the big bed and said, "This bed is too hard!"

She lay on the medium bed and said, "This bed is too soft!"

She lay down on the small bed and said, "This bed is just right." She fell asleep.

The Three Bears came home.

"Someone's been eating my porridge," said Daddy Bear.

"Someone's been eating my porridge," said Mummy Bear.

"Someone's been eating my porridge and it's all gone!" cried Baby Bear.

"Someone's been sitting in my chair!" growled Daddy Bear.


"Someone's been sitting in my chair!" said Mummy Bear.

"Someone's been sitting in my chair and it's broken!" cried Baby Bear.

They went upstairs. "Someone's been sleeping in my bed," said Daddy Bear.

"Someone's been sleeping in my bed too," said Mummy Bear.

"Someone's been sleeping in my bed, and she's still there!" cried Baby Bear. Goldilocks woke up and screamed. She ran away and never went back into the woods again.





# English - Comprehension



Answer the questions below in full sentences.

1. What did Goldilocks find first inside the house?

---

---

2. What did Goldilocks say about the medium bowl of porridge?

---

---

3. What did she do with the small bowl of porridge?

---

---

4. What did Goldilocks say about Daddy Bear's chair?

---

---

5. What happened to Baby Bear's chair?

---

---

6. What did Goldilocks say about Daddy Bear's bed?

---

---

7. What did Daddy Bear say about his bowl?

---

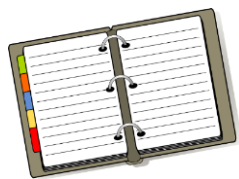
---

8. Whose bed did The Three Bears find Goldilocks asleep in?

---

---





# Isolation Diary Week 1



Draw a picture and write a sentence about something you did each day you were off school.

Day 1

---

---

---

---

---

Day 2

---

---

---

---

---



# Isolation Diary Week 1



Draw a picture and write a sentence about something you did each day you were off school.

Day 3

---

---

---

---

---

Day 4

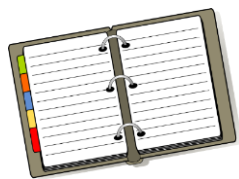
---

---

---

---

---



# Isolation Diary Week 1



Draw a picture and write a sentence about something you did each day you were off school.

Day 5

---

---

---

---

---









# Online links to learning



Phonics	English
<p><a href="https://www.phonicsplay.co.uk/">https://www.phonicsplay.co.uk/</a></p> <p><a href="https://www.phonicsbloom.com/">https://www.phonicsbloom.com/</a></p> <p><a href="http://www.ictgames.com/phonicsPop/index.html">http://www.ictgames.com/phonicsPop/index.html</a></p> <p><a href="https://www.topmarks.co.uk/english-games/5-7-years/letters-and-sounds">https://www.topmarks.co.uk/english-games/5-7-years/letters-and-sounds</a></p>	<p><a href="https://www.bbc.co.uk/bitesize/subjects/zgkw2hv">https://www.bbc.co.uk/bitesize/subjects/zgkw2hv</a></p> <p><a href="https://www.bbc.co.uk/bitesize/subjects/zgkw2hv">https://www.bbc.co.uk/bitesize/subjects/zgkw2hv</a></p> <p><a href="https://www.bbc.co.uk/bitesize/topics/z6vv4wx">https://www.bbc.co.uk/bitesize/topics/z6vv4wx</a></p> <p><a href="https://www.bbc.co.uk/bitesize/topics/zjhhvcw">https://www.bbc.co.uk/bitesize/topics/zjhhvcw</a></p> <p><a href="https://www.bbc.co.uk/bitesize/topics/zjhhvcw">https://www.bbc.co.uk/bitesize/topics/zjhhvcw</a></p> <p><a href="https://www.ictgames.com/mobilePage/lcwc/index.html">https://www.ictgames.com/mobilePage/lcwc/index.html</a></p>
Maths	Science
<p><a href="https://www.bbc.co.uk/bitesize/subjects/zjxhfg8">https://www.bbc.co.uk/bitesize/subjects/zjxhfg8</a></p> <p><a href="https://mathszone.co.uk/using-applying/money-equivalence/number-jumbler-bbc-starship/">https://mathszone.co.uk/using-applying/money-equivalence/number-jumbler-bbc-starship/</a></p> <p><a href="https://www.bbc.co.uk/bitesize/clips/zbqmpv4">https://www.bbc.co.uk/bitesize/clips/zbqmpv4</a></p> <p><a href="https://www.ictgames.com/mobilePage/index.html">https://www.ictgames.com/mobilePage/index.html</a></p>	<p><a href="https://www.bbc.co.uk/bitesize/subjects/z6svr82">https://www.bbc.co.uk/bitesize/subjects/z6svr82</a></p> <p><a href="https://www.sciencekids.co.nz/gamesactivities.html">https://www.sciencekids.co.nz/gamesactivities.html</a></p> <p><a href="https://www.sciencefun.org/kidszone/experiments/">https://www.sciencefun.org/kidszone/experiments/</a></p> <p><a href="https://www.topmarks.co.uk/Search.aspx?Subject=26">https://www.topmarks.co.uk/Search.aspx?Subject=26</a></p> <p><a href="http://www.primaryhomeworkhelp.co.uk/revision/Science/">http://www.primaryhomeworkhelp.co.uk/revision/Science/</a></p>
General	
<p><a href="https://www.bbc.co.uk/bitesize/subjects/zkqmhyc">https://www.bbc.co.uk/bitesize/subjects/zkqmhyc</a></p> <p><a href="https://www.bbc.co.uk/newsround">https://www.bbc.co.uk/newsround</a></p> <p><a href="https://www.thenational.academy/">https://www.thenational.academy/</a></p>	