

Spruce & Willow Isolation Learning



English

Focus- persuasive writing

Our book is:
Romeo and Juliet



PE

Gymnastics.
Choreograph to link
with others to
specific timings.
Golf.



Science

Evolution and
Inheritance



Geography

describe and
understand key
aspects of human
geography,


RE

Christianity: Eternal
life, unconditional
love and salvation.



Maths

Number- fractions
(including decimals
and percentages)



Spruce & Willow

History

Ancient Islamic
Civilisation



Reading MyON



Comprehension

Music-

Listen and Appraise
A New Year Carol



Art

Symbolism in great
art.
Gustav Klimt



Computing

Design and create digital content to
accomplish goals. Use search
technologies effectively and be
discerning in evaluating digital
content.




MFL- Spanish

The date – your birthday
The Weather



Science	<p>The Theory of Evolution https://classroom.thenational.academy/lessons/what-is-the-theory-of-evolution-6ru32d</p> <p>How do fossils provide evidence for evolution? https://classroom.thenational.academy/lessons/how-do-fossils-provide-evidence-for-evolution-6gt3ce</p>
Computing	<p>https://www.ilearn2.co.uk/signin.html</p> <p>Pupil Code: 6002</p> <p>This will take you to the lessons designing and creating digital content . Have a go at the these activities after watching the 'how to' videos. All of our lessons are available here.</p>
History	<p>Jobs in 900AD Baghdad https://www.bbc.co.uk/teach/class-clips-video/history-ks2-ks3-jobs-in-900AD-baghdad/zf4hf4j</p> <p>Great Fashions in Baghdad 900 AD https://www.bbc.co.uk/teach/class-clips-video/history-ks2-ks3-great-fashion-in-baghdad-900ad/z7nd7nb</p>
SMSC	<p>Rights and responsibilities http://www.primaryresources.co.uk/pshe/powerpoint/rights_and_responsibilities.ppt</p> <p>Responsibilities https://www.bbc.co.uk/teach/class-clips-video/pshe-ks1-ks2-am-i-always-responsible-for-my-actions/zdsygwX</p> <p>Answer the questions during and after the video.</p>
RE	<p>Christianity: What is unconditional love? Create a poster using the video. https://www.youtube.com/watch?v=HA5_oVhl9yE</p> <p>Christianity: what is eternal life/ heaven? Create a comic strip from the video. https://www.youtube.com/watch?v=HcWxb2lpU3M</p>
Music	<p>Listen and appraise. https://www.accentmusicinteractive.org.uk/adapted-for-covid-scheme/1342346-year-6/1342349-a-new-year-carol</p> <p>Go onto this website and use your own login. Click onto music at home – A New Year Carol. Work through the activities, looking at warming up, listening and appraising and joining in with the lyrics.</p>
Art	<p>Biography of Gustav Klimt: create a fact-file https://www.youtube.com/watch?v=QjqjPNgf22U</p> <p>Gustav Klimt biography and art lesson https://www.youtube.com/watch?v=b2Ph1wul27U</p>
PE	<p>Login to https://platform5.imoves.com/sign-up using your parent/carers email address. Once logged in, complete at least one active blast and one well being activity per day. Also, complete at least one dance lesson of your choice per week. Send in pictures or videos of you completing these activities on Seesaw.</p> <p>Follow the link https://primarypeplanning.com/home-pe-mini-muay-thai/ and complete the Year 3, 4, 5 and 6 Mini Muay Thai activities before you return to school.</p>
MfL	<p>Spanish-What is the date https://www.languageangels.com/homeschool/</p> <p>Intermediate – unit 8 - lesson 4 (learn to say when your birthday is) Username: TheGra1740 Password: lahome</p> <p>Spanish-The weather https://www.bbc.co.uk/bitesize/topics/zh7wqp3/articles/zr274xs</p> <p>Create a weather poster with the above website to help you.</p>
Geography	<p>https://www.bbc.co.uk/bitesize/topics/zqj3n9q/articles/zr8q7nb</p> <p>What is the difference between physical and human geography? Watch the video and complete the activity. Make a table of physical and human geographical examples you can think of in Runcorn, the UK and world wide.</p>

		Half term 3
English	Reading	MyON- Romeo and Juliet graphic novels Charles Darwin
	Writing	For these lessons, download the home-learning pack. Lesson 1 UNIT 1 https://www.hamilton-trust.org.uk/english/year-6-english/shakespeare/ Lesson 2 UNIT 1 https://www.hamilton-trust.org.uk/english/year-6-english/shakespeare/ Lesson 3 UNIT 1 https://www.hamilton-trust.org.uk/english/year-6-english/shakespeare/ Lesson 4 UNIT 2 https://www.hamilton-trust.org.uk/english/year-6-english/shakespeare/ Lesson 5 UNIT 2 https://www.hamilton-trust.org.uk/english/year-6-english/shakespeare/ Lesson 6 UNIT 2 https://www.hamilton-trust.org.uk/english/year-6-english/shakespeare/ Lesson 7 UNIT 2 https://www.hamilton-trust.org.uk/english/year-6-english/shakespeare/ Lesson 8 https://classroom.thenational.academy/lessons/to-investigate-french-and-greek-etymology-c9jkcr?activity=video&step=1
	SPAG	Lesson 1 https://classroom.thenational.academy/lessons/to-explore-the-four-types-of-sentence-statement-command-exclamation-and-question-c9jked https://classroom.thenational.academy/lessons/to-explore-the-four-types-of-sentence-statement-command-exclamation-and-question-c9jked?step=1&activity=video Lesson 2 https://classroom.thenational.academy/lessons/to-practise-and-apply-knowledge-of-silent-letters-including-test-6mw6cd https://classroom.thenational.academy/lessons/to-practise-and-apply-knowledge-of-silent-letters-including-test-6mw6cd?step=1&activity=video
Maths	Number	Lesson 1 Identify, Describe and Represent Fractions https://classroom.thenational.academy/lessons/to-identify-describe-and-represent-fractions-ccw3ee Lesson 2 Understanding Equivalence https://classroom.thenational.academy/lessons/understanding-equivalence-75hkge
	Maths	Lesson 3 Finding Equivalent Fractions https://classroom.thenational.academy/lessons/finding-equivalent-fractions-ctgp4r Lesson 4 Compare Fractions Less Than One https://classroom.thenational.academy/lessons/compare-fractions-less-than-one-c4ukcc Lesson 5 Compare Fractions Greater Than One https://classroom.thenational.academy/lessons/compare-fractions-greater-than-one-c8vkgr Lesson 6 Decimal and fraction equivalence https://classroom.thenational.academy/lessons/decimal-and-fraction-equivalence-cngk8r Lesson 7 Decimal equivalents of fractions https://classroom.thenational.academy/lessons/decimal-equivalents-of-fractions-cnh32r Lesson 8 Add fractions https://classroom.thenational.academy/lessons/add-fractions-cnk3ar Lesson 9 Subtract fractions https://classroom.thenational.academy/lessons/subtract-fractions-6hh66r Lesson 10 Fractions problem solving https://classroom.thenational.academy/lessons/fractions-problem-solving-c9k38d

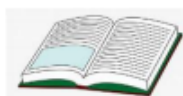
		Monday	Tuesday	Wednesday	Thursday	Friday					
Lesson 1 1 hour 9-10am English	Wk 1	SPAG	Writing	Writing	Writing	Writing					
	Wk 2	SPAG	Writing	Writing	Writing	Writing					
Break 10-10.20am		Have a break and move around. Go outside do some exercise. Have a snack									
Lesson 2 1 hour 10.20-11.20am	Wk 1	Maths	Maths	Maths	Maths	Maths					
	Wk2	Maths	Maths	Maths	Maths	Maths					
Break 11.20-12		Break Have a break and move around. Go outside do some exercise. Have a rest.									
Lunch											
Lesson 3 1 hour		Wk 1 History	Wk 2 SMSC	Wk 1 Art	Wk 2 Computing	Wk 1 Music	Wk 2 RE	Wk 1 Geography	Wk 2 PE	Wk 1 Science	Wk 2 MFL
Break		Have a break and move around. Go outside do some exercise.									
Review of learning		What have you learnt today? What can you now do that you couldn't at the start? What do you now know? What do you need to try hard with tomorrow? Is there any extra learning you could do to help yourself?									

Suggested 2 week timetable

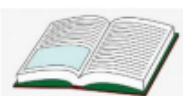
We have provided learning tasks for your child during their isolation. They need to follow them in the order they are set.

All work can be completed on paper or computer and uploaded onto SeeSaw or Tapestry

We understand that some parents may be working at home and therefore there are no set times for these tasks – do them when you can, when it fits into your family timetable. The times given are suggestions. Children should be spending an hour a day on each subject. If they finish much quicker then they may need to review their work, add more detail or present it in their best handwriting. There are some extension tasks for English and Maths which involve reading using MyOn, learning spellings, completing TT Rockstars or Numbots as these basic skills need constant attention.



Words to practise reading



Years 5 and 6



Common Exception Words

Aa accommodate accompany according achieve aggressive amateur ancient apparent appreciate attached available average awkward	Cc category cemetery committee communicate community competition conscience conscious controversy convenience correspond criticise curiosity	Ee embarrass environment equipment equipped especially exaggerate excellent existence explanation	Hh harass hindrance	Nn necessary neighbour nuisance	Rr recognise recommend relevant restaurant rhyme rhythm	Tt temperature thorough twelfth
Bb bargain bruise	Dd definite desperate determined develop dictionary disastrous	Ff familiar foreign forty frequently	Ll language leisure lightning	Oo occupy occur opportunity	Ss sacrifice secretary shoulder signature sincere sincerely soldier stomach sufficient suggest symbol system	Vv variety vegetable vehicle
		Gg government guarantee	Mm marvellous mischievous muscle	Pp parliament persuade physical prejudice privilege profession programme pronunciation		Yy yacht
				Qq queue		

Common Exception Words Wordsearch

Double Consonant

p	r	o	f	e	s	s	i	o	n	c	c
e	s	r	x	p	t	n	x	o	t	o	q
m	e	t	e	j	e	a	y	n	h	r	e
b	f	x	f	c	w	a	e	i	y	r	s
a	f	c	a	z	o	i	x	h	p	e	p
r	t	w	h	g	c	m	n	w	e	s	e
r	d	y	g	i	g	e	m	o	k	p	c
a	b	x	f	x	w	e	j	e	v	o	i
s	s	f	k	k	y	i	r	v	n	n	a
s	u	l	a	a	p	x	o	a	e	d	l
s	w	v	y	b	d	m	f	k	t	i	l
c	o	m	m	u	n	i	c	a	t	e	y

embarrass
especially
correspond
communicate

profession
sufficient
exaggerate
recommend

Words to practise spelling

Year 5 and 6 Statutory Spellings

accommodate	category	determined	forty	marvellous	programme	soldier
accompany	cemetery	develop	frequently	mischievous	pronunciation	stomach
according	committee	dictionary	government	muscle	queue	sufficient
achieve	communicate	disastrous	guarantee	necessary	recognise	suggest
aggressive	community	embarrass	harass	neighbour	recommend	symbol
amateur	competition	environment	hindrance	nuisance	relevant	system
ancient	conscience	equipment	identity	occupy	restaurant	temperature
apparent	conscious	equipped	immediate	occur	rhyme	thorough
appreciate	controversy	especially	immediately	opportunity	rhythm	twelfth
attached	convenience	exaggerate	individual	parliament	sacrifice	variety
available	correspond	excellent	interfere	persuade	secretary	vegetable
average	criticise	existence	interrupt	physical	shoulder	vehicle
awkward	curiosity	explanation	language	prejudice	signature	yacht
bargain	definite	familiar	leisure	privilege	sincere	
bruise	desperate	foreign	lightning	profession	sincerely	

Rainbow Write

First write each word in pencil. Then trace over each word three times. **Each time you trace, you must use a DIFFERENT colour crayon.** Trace neatly and you will see a rainbow!

Silly Sentences

Write silly sentences using a spelling word in each sentence. Please underline your spelling words! Write neatly!

Example: My dog wears a blue and purple dress when he takes a bath.

Squiggly Spelling Words

You are going to write your spelling words two times. First write in regular letters. Then write the words again in *squiggly* letters!

Hidden Words

Draw and color a picture. Hide your spelling words inside your picture.

Show your picture to someone and see if they can find your hidden words!

Backwards Words

Write your spelling words forwards and then backwards. Write neatly!

Example: where erehw

Bubble Letters

Write your spelling words in bubble letters. After you write your words in bubble letters, colour your words with a crayon or colored pencil.

Bubble Letters Rock!

Pyramid Writing

"Pyramid write" your spelling words. You must write neatly!

*Example: home h
ho
hom
home

Create an Activity

Can you think of a really fun way to practice your spelling words?

Then go for it!

Be sure to explain your activity so that I can share it with the class!

Story, Story

Write a story using ALL of your spelling words. Be sure to underline your spelling words in your paragraph.

You may type your story and email it to me if you like!



Handwriting



accommodate

accommodate

accompany

accompany

according

according

achieve

achieve

aggressive

aggressive

amateur

amateur

ancient

ancient

apparent

apparent

appreciate

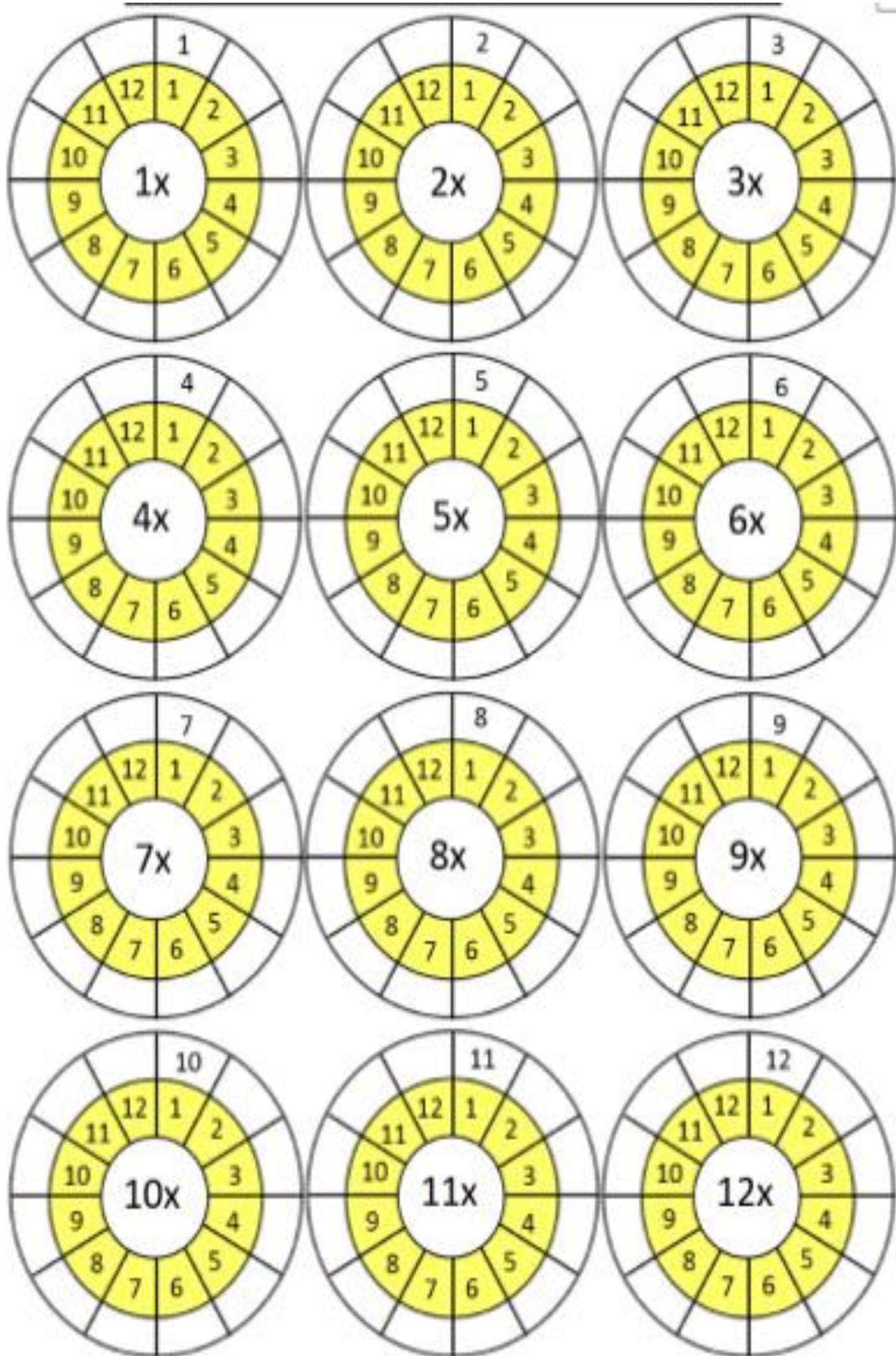
appreciate

attached

attached



Times tables/Number bonds.






Times tables/Number bonds.




Complete the below with multiples of 7





Isolation Diary



Success Criteria

Fronted adverbials

Expanded noun phrases

Thoughts and feelings

- Up-level words using an online thesaurus

Challenge


- use speech (try to remember all the necessary punctuation)

Day 1

This image shows a blank sheet of white paper with horizontal ruling lines. The lines are evenly spaced and run across the width of the page. There are no margins or other markings on the paper.

Day 2

[illegible]



Isolation Diary



Success Criteria

Fronted adverbials

Expanded noun phrases

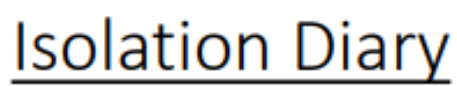
Describe someone important to you using descriptive language (simile, metaphor, alliteration)

Day 3

[illegible]

Day 4


This image shows a blank sheet of white paper with horizontal ruling lines. The lines are evenly spaced and run across the width of the page. There are no margins, text, or other markings on the paper.




Write this diary from the perspective of a member of your family, who you live with. For example, your Dad, sister, Nan etc. Change this as many times as you wish for each day.

- ## Day 5

[illegible]



Isolation Diary



Success Criteria

Fronted adverbials

Expanded noun phrases

Thoughts and feelings

- Up-level words using an online thesaurus

Challenge


- use speech (try to remember all the necessary punctuation)

Day 1


This image shows a single sheet of white paper with horizontal ruling lines. The lines are evenly spaced and run across the width of the page. There are no margins, text, or other markings on the paper.

Day 2

[illegible]



Isolation Diary



Success Criteria

Fronted adverbials

Expanded noun phrases

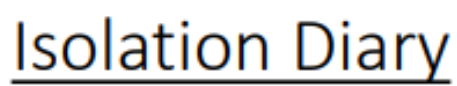
Describe someone important to you using descriptive language (simile, metaphor, alliteration)

Day 3

[illegible]

Day 4

This image shows a single sheet of white paper with horizontal ruling lines. The lines are evenly spaced and run across the width of the page. There are no margins or other markings visible.



Write this diary from the perspective of a member of your family, who you live with. For example, your Dad, sister, Nan etc. Change this as many times as you wish for each day.

- ## Day 5

[illegible]