

Orange & Red Isolation Learning



Physical development

- Fine and gross motor skills to support writing and the development of pencil grip.
- Letter formation – linked to writing their own name or shapes.
- Practise riding scooters, bikes and ball skills.



Personal, social and emotional development

- Play with one or more children, extending and elaborating play ideas.
- Help to find solutions to conflicts.
- Select and use resources with help when needed.



Communication and language

- Developing skills in listening to and responding to stories.
 - Use a wider range of vocabulary
- Understanding why questions related to stories..



English

We will be exploring the books:

- The Three Little Pigs
- Three Billy Goat's Gruff
- From this we will then practise our phase 1 voice sounds and alliteration of different sounds.



Orange and Red class

Maths

- Number counting, formation and number recognition.
- Ordering items from smallest to largest.



Expressive arts and design

- Creating a collage picture out of different textures
- Take part in pretend play
- Make imaginative and complex 'small worlds' with blocks and construction kits.
- Listen with increased attention to sounds.
- Remember and sing entire songs.
- Create their own songs, or improvise a song around one they know.



Understanding the World

Discuss the best material for building a house.

Know that there are different countries in the world and talk about the differences in photos.




Phonics

We will continue to work on Phase 1 phonics identifying rhyme, alliteration and voice sounds.

Children will also be starting to learn a sound a week in the following order
Set 1: s, a, t, p then depending on progression will move onto Set 2: i, n, m, d



		Monday	Tuesday	Wednesday	Thursday	Friday
Lesson 1 30 minute lesson Literacy or phonics	Wk 1	Phonics	Phonics	Phonics	Phonics	Phonics
	Wk 2	Literacy	Literacy	Literacy	Literacy	Literacy
Break Continuous Provision play		Have a break and move around. Go outside do some exercise. Have a snack See activity list for ideas				
Lesson 2 30 minutes	Wk 1	Maths	Maths	Maths	Maths	Maths
	Wk2	Maths	Maths	Maths	Maths	Math's
Break Continuous Provision play		Break Have a break and move around. Go outside do some exercise. Have a rest.				
Lunch						
Lesson 3 30 minutes		Choose an activity from a different subject such as understanding the world, physical development or expressive arts and design.				
Break/Continuous Provision Play		Have a break and move around. Go outside do some exercise. See activity list for ideas				
Story time 30 minutes		Choose your favourite book and refer to the reading prompt questions to discuss with your child. Sing your favourite nursery rhymes and learn a new one each week.				
Review of learning		What have you learnt today? What can you now do that you couldn't at the start? What do you now know? What do you need to try hard with tomorrow? Is there any extra learning you could do to help yourself? Can you upload a video on Tapestry and let me know what you have been up to?				

Suggested 2 week timetable

We have provided learning tasks for your child during their isolation. They need to follow them in the order they are set with plenty of play provision.

All work can be completed on paper or computer and uploaded onto Tapestry
We understand that some parents may be working at home and therefore there are no set times for these tasks – do them when you can, when it fits into your family timetable. The times given are suggestions.

Prime Areas of Learning

EYFS Area of Learning	Spring	
Communication and language	<p>Enjoy listening to longer stories and can remember what happens.</p> <p>Understand why questions</p> <p>Using a wider range of vocabulary</p>	<p>Retell the story off The Three Little Pigs to a grown up in your house.</p> <p>Discuss why all the pigs didn't build the same style of house. Why did the wolf climb down the chimney?</p> <p>Use the Oak Academy site to explore The Three Little Pigs further. https://classroom.thenational.academy/units/the-three-little-pigs-3ac4</p> <p>Listen to the game on ordering animals https://www.topmarks.co.uk/early-years/lets-compare</p>
Personal, social and emotional development	<p>Select and use resources with help when needed.</p> <p>Increasingly follow rules and understand why these are important.</p> <p>Begin to understand how others might be feeling.</p>	<p>Independently help your grown up to set the table at tea time and choose which items you will need.</p> <p>Play a board game of your choosing with a family member and see if you can follow the rules.</p> <p>Watch and listen to the story 'Rainbow Fish and discuss how the other fish felt when rainbow fish wouldn't share. https://www.youtube.com/watch?v=ifXlc0QI2kY</p>
Physical development	<ul style="list-style-type: none"> •Fine and gross motor skills to support writing and the development of pencil grip. •Letter formation – linked to writing their own name or shapes. •Practise riding scooters, bikes and ball skills. 	<p>https://www.youtube.com/watch?v=aAo2h36DVfA&list=PL7stXD3f711OI-NCT6ry2TwsrKoQp1COy Play dough exercise</p> <p>https://www.youtube.com/watch?v=r2tBH_XyeJc Finger gym exercises</p> <hr/> <p>Practise you ball skills in the garden</p> <p>Can you throw a ball up in the air and catch it? How many times can you throw and catch it without dropping it?</p> <p>Create a team ball game to play with your family such as hot potato or tunnel ball. Played with a group of people who have their legs spread standing in a line. The person at the front rolls the ball to the back person who grabs the ball and runs to the front of the line, beginning the process again.</p>

Specific Areas of Learning

EYFS Area of Learning		Spring	
Literacy	Reading	<p>The Three Little Pigs</p> <p>https://www.youtube.com/watch?v=-gdcgnSrUvU Listen to the story of the 3 little pigs and discuss why the third pig's house was the best.</p> <p>The Three Billy Goats Gruff</p> <p>https://www.youtube.com/watch?v=f4kdZTnizG4 Discuss why the troll waited for the Big billy goat and what the word greedy means.</p>	
	Writing	<p>Write some or all of their name.</p> <p>Continue to practise writing your name.</p> <p>https://www.youtube.com/watch?v=9O-v0znuVuc Practise writing our sound of the week 's'</p> <p>https://www.youtube.com/watch?v=Pu7v_3qUfs8 Practise drawing your own pig.</p> <p>https://www.youtube.com/watch?v=2a_e2z78xM4&list=PLGCpNseRUqM4DZKJwKPKmRxTc0IsP0I47 Practise writing our second week letter 'a'</p>	
	Phonics	<p>Phase 1 phonics Aspect 5 Alliteration</p> <p>Phase 1 Aspect 6</p> <p>Watch https://www.youtube.com/watch?v=HDX7bYiiBPg Now find items around your house that start with the same sound i.e spoon, sock, soap, strawberry</p> <p>Watch https://www.youtube.com/watch?v=g8u84XGhRgo practise making your own voice sounds.</p> <p>Watch Mr Thorne 'a' and then find items in your house beginning with the letter sound 'a' https://www.youtube.com/watch?v=H6fxDt4nV64</p> <p>Read a familiar story book (The Three Billy Goats Gruff) and change voice for different characters. Use loud, quiet, soft, hard intonation etc Repeat for the 3 Little Pigs how would the wolf sound?</p>	
Maths	Number	<p>Recite numbers past 5</p> <p>https://www.youtube.com/watch?v=85M1yxlcHpw Practise counting to ten and join in with the actions.</p> <p>Say one number for each item in order 1,2,3,4,5</p> <p>https://www.youtube.com/watch?v=eTHD8i-n4Hc Join in with counting and number recognition</p> <p>https://www.topmarks.co.uk/learning-to-count/ladybird-spots Practise counting the spots on the ladybird.</p> <p>https://www.youtube.com/watch?v=0wlTEw9hays Count along using your fingers.</p> <p>https://classroom.thenational.academy/units/numbers-within-6-9e95 Watch lesson 1 count out 4 objects and then move on to lesson 2, 3 and 4</p>	

Specific Areas of Learning

EYFS Area of Learning	Spring	
<u>Understanding the world</u>	3-4	<p>Talk about what they see, using a wide vocabulary.</p> <p>Build 3 different houses for the 3 pigs and see which house is the strongest. What could you use to make your house waterproof? Test to see if it is waterproof by putting it into your garden when it rains.</p> <p>https://www.youtube.com/watch?v=06sDgp3wZUc Find out facts about pigs.</p> <p>https://www.youtube.com/watch?v=t_mFYGKzoNg Can you build a giant house?</p> <p>Build your own little pig house out of recycling and test to see how strong it is by using the hair dryer to blow your house down.</p> <p>https://www.youtube.com/watch?v=ra5De1fGfUU Watch fun facts about goats</p> <p>The Billy Goat's Gruff bridge has broken and they need to find a new way to cross the water. Can you build a new bridge using materials in your house? Which materials are best and why?</p>
<u>Expressive arts and design</u>	3-4	<p>Remember and sing entire songs.</p> <p>Develop own ideas and join different materials and textures to create houses/buildings. Acting out their own stories through role-play scenarios.</p> <p>https://www.youtube.com/watch?v=2s7cz6p7jew&list=PLf1sjdxY2KRGMWkD5rgYEeNuR9gOzKfo8</p> <p>Sing along to 'the 3 little pigs song</p> <p>Look at the houses in your road are they the same or different? Draw your own house and discuss why your house would be good for the pigs.</p> <p>Make a mask of your favourite pig. What materials could you use in your house?</p> <p>Make your own 3 billy goat gruff characters and then act out the story with your family.</p> <p>https://www.youtube.com/watch?v=FFOQveSKQCI</p> <p>Sing your favourite nursery rhymes https://www.youtube.com/watch?v=lzc_Rd4TuYg</p> <p>Make your own play dough https://www.youtube.com/watch?v=jv73CEzY1jg</p> <p>Make your own Billy Goat Gruff</p> 

Activity Ideas

Complete some jigsaws how many pieces did you need?



Create a story using your toy figures.




Make your own collage using pictures cut out from catalogues, newspapers or magazines.



Make a creation out of dough.

Make some dough cakes and sell them to your family.



Recreate the story of the 3 little pigs using your toys. Who could play the character of the pig?




Draw what you think the wolf in the story would be like. What colours should his eyes be?



Paint a picture or practise writing your name in shaving foam.



Make your own pig house or Billy Goat bridge.



Story time



Read a story with your child – use the prompts below to discuss what they have read. Encourage them to read the story to a teddy bear!

Before reading the book:

Encourage the child to handle the book and hold it the correct way around.



Can you find the front cover?

What can you see on the front cover?



What might this book be about?

Can you find/point to the title?

What might happen in the story?



twinkl.co.uk

During the reading of the book:

Encourage the child to talk about the pictures and what is happening in the story. They may also like to turn the pages, join in with repeated words and phrases, and listen to/identify any words that rhyme.



What is happening on this page?

What might happen next?



What does this word mean?

Do you like ...?

What might happen at the end of the story?



Can you turn to the next page?



twinkl.co.uk

After reading the book:

Encourage the child to talk about what happened in the book.



What happened in the story?

What happened to this character?



What did you find out?

Did you like this book? Why?

What was your favourite part?




Who was your favourite character?



twinkl.co.uk

Physical Development

Can you copy some of the shapes? Can you find these in your house?



Maths Activity Ideas

Build towers out of bricks or cups and count how many you have used.



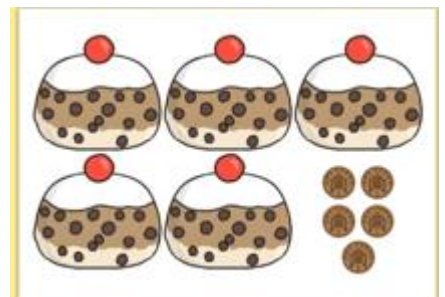
Practise counting out amounts of numbers and matching them to the correct number.



Find objects in your garden and count out how many you have found. Match a number card to your amount.



Sing 5 Currant buns in a bakers shop and practise buying buns with pennies.



Practise driving your cars around numbers and then see if you can have a go at writing some of those numbers yourself.




Sing



- 12345 once I caught a fish alive
- 5 Little ducks
- 5 little speckle frogs
- 5 little men in a flying saucer
- 5 little monkeys

Using coins match the coins to the different numbers.



Practise counting the syllables in peoples names. Which name has the most claps?





Daily Diary



Draw a picture of something that you have done each day and try and write a word or sentence to go with it – ask your grown up to write about what you have drawn.

Day 1

Day 2



Daily Diary



Draw a picture of something that you have done each day and try and write a word or sentence to go with it – ask your grown up to write about what you have drawn.

Day 3

Day 4



Daily Diary



Draw a picture of something that you have done each day and try and write a word or sentence to go with it – ask your grown up to write about what you have drawn.

Day 5

Day 6



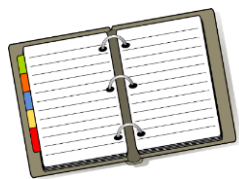
Daily Diary



Draw a picture of something that you have done each day and try and write a word or sentence to go with it – ask your grown up to write about what you have drawn.

Day 7

Day 8



Daily Diary



Draw a picture of something that you have done each day and try and write a word or sentence to go with it – ask your grown up to write about what you have drawn.

Day 9

Day 10



Online links to learning



Phonics	Maths
<p>Play some phonics games – https://www.phonicsplay.co.uk/</p> <p>Play some phonics games – https://www.phonicsbloom.com/</p> <p>Phase 1 phonic listening https://www.youtube.com/watch?v=rVwAvifDARA</p> <p>Practise writing letters- https://www.youtube.com/watch?v=UapRldsWvpc</p> <p>Learn the jolly phonics songs and actions to go with it. These help you to remember the sounds - https://www.youtube.com/watch?v=euxN7LGOoLc</p>	<p>Practise writing numbers- https://www.youtube.com/watch?v=VIfQhHQAUCY</p> <p>Play some maths games – https://www.topmarks.co.uk/maths-games/3-5-years/counting</p> <p>Play some maths games linked to Cbeebies TV shows– https://www.bbc.co.uk/cbeebies/topics/numeracy</p> <p>Watch the 2d shapes song.- https://www.youtube.com/watch?v=OEbRDtCAFdU</p> <p>Watch the 3d shapes song - https://www.youtube.com/watch?v=guNdJ5MtX1A</p> <p>Watch some Number blocks episodes starting with number 1 and working your way up - https://www.bbc.co.uk/iplayer/episodes/b08bzfnh/numberblocks</p>
Understanding the World	Other
<p>Ideas for building your own pig house https://www.youtube.com/watch?v=rIbA0CX3gkA</p> <p>Explore some family science https://family.co/blog/inspiration/10-eyfs-science-experiments/</p> <p>Explore google earth finding Runcorn and then explore another country we have talked about such as Australia or Italy. https://earth.google.com/web/</p>	<p>Search for some of your favourite stories on YouTube – www.youtube.com</p> <p>Do some Cosmic Yoga and use your listening and attention skills to follow the story and the actions - https://www.youtube.com/user/CosmicKidsYoga</p>