

Violet Isolation Learning



English

*Focus: narrative writing
and character
descriptions*

Adverbs, exclamations,
adjectives

Our book is:

- *The Journey Home*



PE

Dance

Animals Dance
linking to The
Journey Home




Science

Living things and their habitats

Explore and
compare the
differences
between things
that are living,
dead, and things
that have never
been alive



Maths



Multiplication and
division

Money

RE



Judaism

Focus: passover

How important is it
for Jewish people to
do what God asks
them to do?

Geography

From Runcorn to
Kenya!
Comparing Runcorn
to Africa. How are
they different?



Reading

Myon

Recap phase 3-5
sounds

Year 2 common
exception words
Mufaos Beautiful
Daughter



Violet

Music

*Charanga: I Wanna
Play In A Band*

Listen and appraise
rock songs.



History

Local history

The three bridges



Computing

Learning to create
a Digital Book



Art/DT

Still life

Sketching skills
The Future Flower
Use of clay



Science	<p>Have a look at bbc bitesize – is it alive? https://www.bbc.co.uk/bitesize/topics/z6882hv/articles/zs73r82 Go for a walk – what can you find that is living, dead or never been alive? Find three items. Draw your item, tell me is it living, dead, has it every been alive? How can you tell. Give three reasons.</p>
Computing	<p>https://www.ilearn2.co.uk/signin.html - type in the code in the pupil login. Y2 - uses for technology - 5676. https://app.writereader.com/login Log on to write reader to create your digital story. It must have a front cover and a story inside. Can you find pictures or take some pictures to go with your story? You could link it to our literacy book or make up your own.</p>
Geography History	<p>Have a look at these Oak Academy lessons How are villages and cities different to live in https://classroom.thenational.academy/lessons/how-are-cities-and-villages-different-to-live-in-cdhp2e What is Africa like? https://classroom.thenational.academy/lessons/what-is-africa-like-cmv38c Look at the pictures then answer the questions below. https://www.liverpoolecho.co.uk/incoming/gallery/runcorn-bridges-10906593 How old are the people celebrating the opening of the Runcorn-Widnes bridge in 1961? How long ago was this? How old are the children now? Do you know anyone that might have celebrated the opening of this bridge? Grandparents / Great-grandparents? What questions could you ask them or someone else? Go for a walk to see the new bridge Can you describe it? How old were you when it opened? What questions have you got about this bridge?</p>
RE	<p>Have a look at Passover https://www.bbc.co.uk/bitesize/clips/zmq6sbk https://www.bbc.co.uk/bitesize/clips/zhmpvcw https://www.bbc.co.uk/bitesize/clips/zqd2hyc</p>
Music	<p>1 https://www.accentmusicubinteractive.org.uk/yumu Go onto the Charanga website. Using your log in, click on <i>In the groove!</i> Blues, Latin, Folk, Funk, Baroque and Bhangra songs. Work through the lesson each week, looking at warming up, listening and appraising and joining in with lyrics.</p>
Art	<p>https://www.youtube.com/watch?v=onZCRc9Jfcl This is The Dream in St Helens Then watch Art and Design Tone 1: 3D Pencil Drawings KS1 Y2 Kapow Primary showing you how to sketch in pencil to show a 3D shape Art and Design Tone 1: 3D Pencil Drawings KS1 Y2 Kapow Primary Have a go at drawing the picture in the video. Challenge, can you look up a picture of The Dream to sketch?</p>
PE	<p>1 Login to imoves using your parent/carers email address and once logged in complete at least one active blast and one well being activity per day. Also complete at least one dance lesson of your choice per week. Send in pictures or videos of you completing these activities on Seesaw. Suggested Dance lesson: Animals https://platform5.imoves.com/scheme/1060 2 Follow the link below and complete the EYFS Year 1 and Year 2 Mini Muay Thai activities before you return to school https://primarypeplanning.com/home-pe/</p>
SMSC	<p>https://classroom.thenational.academy/lessons/a-private-life-is-a-happy-life-6mtp2d Watch this lesson all about privacy and what it means Belonging to a community Roles and responsibilities https://classroom.thenational.academy/lessons/local-heroes-cmw66c Media literacy and digital resilience Keeping safe online https://classroom.thenational.academy/lessons/safety-first-ccu64t</p>

Half term 3

English

Reading

Use your MyOn log in to read a new book. After you have read it, write a sentence about one of the characters or write down one fact you have learnt if it is non-fiction.

Writing

Listen to the story 'The Journey Home'.

<https://www.youtube.com/watch?v=-lsR3FROACo>

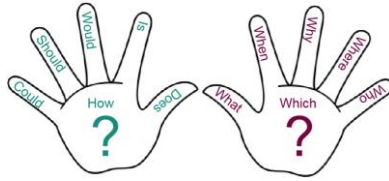
Draw a story map

Use adjectives to describe the different animals - jotting page

feel	look	act
furry	tall	dangerous

Describe the animals using your list of adjectives – sentence side.
A tall, feathered bird which we believe has a sharp pointed beak and could be dangerous.

Create some questions to ask your friends about what you would like to know about any of the animals or parts of the story.



Write a fact sheet about the animals. Firstly draw a picture of your animal(s), write some facts (what it looks like, where it might live etc.) write a question for the reading to think about, maybe a did you know.

SPAG

How to use there, their and they're

<https://www.bbc.co.uk/bitesize/topics/zqhp2p/articles/z3cxrwx>

What are suffixes

<https://www.bbc.co.uk/bitesize/topics/z8mxrwx/articles/zwgbcwX>

How to use commas in a list

<https://www.bbc.co.uk/bitesize/topics/z8x6cj6/articles/zxvcrdm>

What is a verb?

<https://www.bbc.co.uk/bitesize/topics/zrqqtfr/articles/zpxhdxs>

How to write command sentences using imperative verbs

<https://www.bbc.co.uk/bitesize/topics/zrqqtfr/articles/z8strwx>

S&L

<https://www.phonicsbloom.com/>

Listen to Mufaro's beautiful daughter up to page 5

<https://www.youtube.com/watch?v=pXPV35dah8I>

Record on seesaw the answers to these questions:

What is the title of the book?

Who is the author?

Where is the story set?

What are the three main characters called?

Write the adjective that describes Manyara and Nyasha on page 1

What was Manyara like?

What would Manyara like to become?

Name the 4 things Nyasha grows on her plot of land?

Which word tells us that Nyasha's crops grew well?

What sort of creature was Nyoka?

Why did Nyasha make Nyoka welcome in her garden?

What do you think might happen in the story?

Half term 3

Maths

Number

Recapping place value

<https://classroom.thenational.academy/units/numbers-within-1000-c481>

Karate class maths – work through the levels to improve your mental maths.

<https://www.bbc.co.uk/bitesize/topics/zjkphbk/articles/zf4sscw>

TT Rock stars or Numbots

<https://numbots.com/>

Maths

Multiplication and division

Using the multiplication symbol

<https://classroom.thenational.academy/lessons/using-the-multiplication-symbol-c8vp2d>

In this lesson you will be recapping multiplication as repeated addition. You will also be describing arrays using the multiplication symbol.

Identifying that multiplication is commutative

<https://classroom.thenational.academy/lessons/identifying-that-multiplication-is-commutative-70tp4t>

In this lesson you will explore the commutative law of multiplication. You will also be describing arrays using the multiplication symbol.

Using the division symbol when sharing

<https://classroom.thenational.academy/lessons/using-the-division-symbol-when-sharing-60tkct>

In this lesson you will be introduced to division as sharing a number of items equally between a number of groups. You will also practise writing division equations.

Using the division symbol when grouping

<https://classroom.thenational.academy/lessons/using-the-division-symbol-when-grouping-75hkjt>

In this lesson you will be introduced to division as dividing a set of items into groups with a given number in each group.

Solving division problems when sharing

<https://classroom.thenational.academy/lessons/solving-division-problems-when-sharing-69j64c>

In this lesson you will solve sharing division problems using bar models.

Solving division problems when grouping

<https://classroom.thenational.academy/lessons/solving-division-problems-when-grouping-ccvp6r>

In this lesson you will solve grouping division problems using bar models.

Finding related multiplication and division facts

<https://classroom.thenational.academy/lessons/finding-related-multiplication-and-division-facts-cdj6cc>

In this lesson you will explore the relationship between multiplication and division to identify related facts.

Calculating multiplications of two by skip counting

<https://classroom.thenational.academy/lessons/calculating-multiplications-of-two-by-skip-counting-6th6cd>

In this lesson you will be solving multiplication problems by skip counting in 2s.

Calculating multiplication of fives by skip counting

<https://classroom.thenational.academy/lessons/calculating-multiplication-of-fives-by-skip-counting-70r3cd>

In this lesson you will solve multiplication problems by skip counting in 5

Calculating multiplications of ten by skip counting

<https://classroom.thenational.academy/lessons/calculating-multiplications-of-ten-by-skip-counting-61k62e>

In this lesson you will solve multiplication problems by skip counting in 10s.

Spotting patterns in the 2, 5 and 10 multiplication tables

<https://classroom.thenational.academy/lessons/spotting-patterns-in-the-2-5-and-10-multiplication-tables-64rp8e>

In this lesson you will explore the patterns within and across the multiplication tables of 2, 5 and 10.

Solving multiplication and division problems

<https://classroom.thenational.academy/lessons/solving-multiplication-and-division-problems-69h66d>

In this lesson you will solve multiplication and division word problems involving the multiplication table of two, five and ten.

Half term 3

Maths

Maths

Money

To identify the physical properties of coins

<https://classroom.thenational.academy/lessons/to-identify-the-physical-properties-of-coins-ccrp2c>

In this lesson you will be identifying the properties of coins and beginning to name them.

To recognise the value of different coins (Part 1)

<https://classroom.thenational.academy/lessons/to-recognise-the-value-of-different-coins-part-1-c8t32e>

In this lesson you will be naming the coins and beginning to know the values they hold.

To recognise the value of different coins (Part 2)

<https://classroom.thenational.academy/lessons/to-recognise-the-value-of-different-coins-part-2-6mt68t>

In this lesson you will be naming the coins and beginning to know the values they hold.

To recognise the value of different coins and notes

<https://classroom.thenational.academy/lessons/to-recognise-the-value-of-different-coins-and-notes-65j64e>

In this lesson you will be naming the coins and notes and beginning to know the values they hold.

To compare different amounts of money

<https://classroom.thenational.academy/lessons/to-compare-different-amounts-of-money-6gwk8c>

In this lesson you will be comparing amounts of money using coins and notes.

To use addition and subtraction in the context of money

<https://classroom.thenational.academy/lessons/to-use-addition-and-subtraction-in-the-context-of-money-cmv32c>

In this lesson you will be using your knowledge and understanding of addition and subtraction using money

To exchange money for items

<https://classroom.thenational.academy/lessons/to-exchange-money-for-items-crv3je>

In this lesson you will use money in exchange for items within a shop.

To find the total cost of two items

<https://classroom.thenational.academy/lessons/to-find-the-total-cost-of-two-items-c8vkgr>

In this lesson you will be adding two amounts together to find the total amount in the context of money.

To calculate the amount of change needed (Part 1)


<https://classroom.thenational.academy/lessons/to-calculate-the-amount-of-change-needed-part-1-69j3e>

In this lesson you will be using addition and subtraction skills to find out how much change you will get from a certain amount of money.

To calculate the amount of change needed (Part 2)

<https://classroom.thenational.academy/lessons/to-calculate-the-amount-of-change-needed-part-2-64uk0e>

In this lesson you will be using addition and subtraction skills and finding out how much change you will get from a certain amount of money


		Monday	Tuesday	Wednesday	Thursday	Friday				
Lesson 1 1 hour 9-10am English	Wk 1	Phonics	Writing	Phonics	Writing	Reading				
	Wk 2	Phonics	Writing	Phonics	Writing	Reading				
Break 10-10.20am		Have a break and move around. Go outside do some exercise. Have a snack								
Lesson 2 1 hour 10.20- 11.20am	Wk 1	Maths	Maths	Maths	Maths	Maths				
	Wk2	Maths	Maths	Maths	Maths	Maths				
Break 11.20-12		Break Have a break and move around. Go outside do some exercise. Have a rest.								
Lunch										
Lesson 3 1 hour	Wk 1	Wk 2	Wk 1	Wk 2	Wk 1	Wk 2	Wk 1	Wk 2	Wk 1	Wk 2
	Geography or History	Music	Art	Computing	PE	PE	RE	SMSC	Science	Science
Break		Have a break and move around. Go outside do some exercise.								
Review of learning		What have you learnt today? What can you now do that you couldn't at the start? What do you now know? What do you need to try hard with tomorrow? Is there any extra learning you could do to help yourself?								

Suggested 2 week timetable

We have provided learning tasks for your child during their isolation. They need to follow them in the order they are set.

All work can be completed on paper or computer and uploaded onto SeeSaw or Tapestry

We understand that some parents may be working at home and therefore there are no set times for these tasks – do them when you can, when it fits into your family timetable. The times given are suggestions. Children should be spending an hour a day on each subject. If they finish much quicker then they may need to review their work, add more detail or present it in their best handwriting. There are some extension tasks for English and Maths which involve reading using MyOn, learning spellings, completing TT Rockstars or Numbots as these basic skills need constant attention.



Words to practice reading.



My Phase 5 Sound Mat

ay

ou

ie

ea

oy

ir

ue

ue

aw

wh

ph

ew

ew

oe

au

ey

a-e

e-e*

i-e

o-e

u-e

u-e

*even



Words to practice spelling.



Year 2 Common Exception Words

after
again
any
bath
beautiful
because
behind
both
break
busy
child
children
Christmas

class
climb
clothes
could
cold
door
even
every
everybody
eye
fast
father
find

floor
gold
grass
great
half
hold
hour
improve
kind
last
many
mind
money

most
move
Mr
Mrs
old
only
parents
pass
past
path
people
plant
poor


pretty
prove
should
steak
sugar
sure
told
water
whole
who
wild
would



Handwriting



Giraffe Letters!



b d f h
k l t

**Giraffe Letters
reach up tall.**

Tortoise Letters!

a c e i m n o
r s u v w x z



**Tortoise Letters
stay down low.**

Monkey Letters!

f g j
p q y



**Monkey Letters
all have tails.**

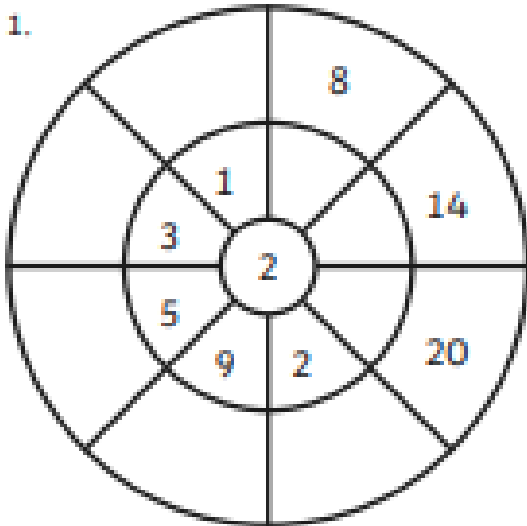


Times tables/Number bonds.

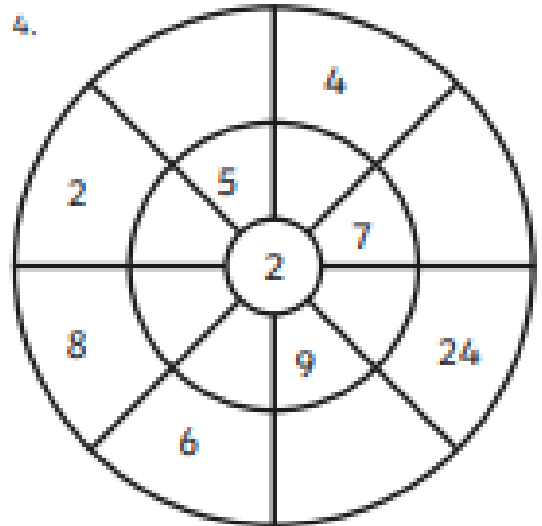


Multiplication Wheels

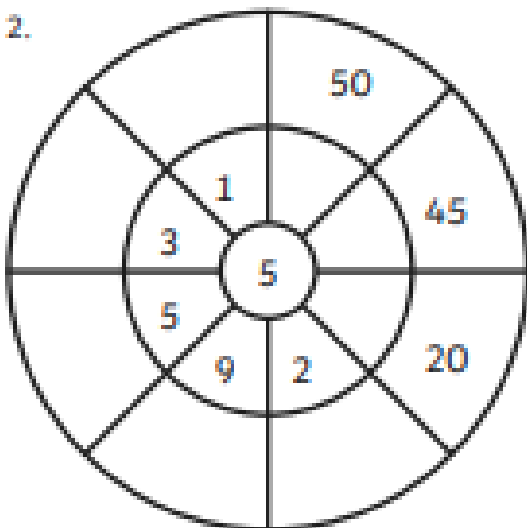
1.



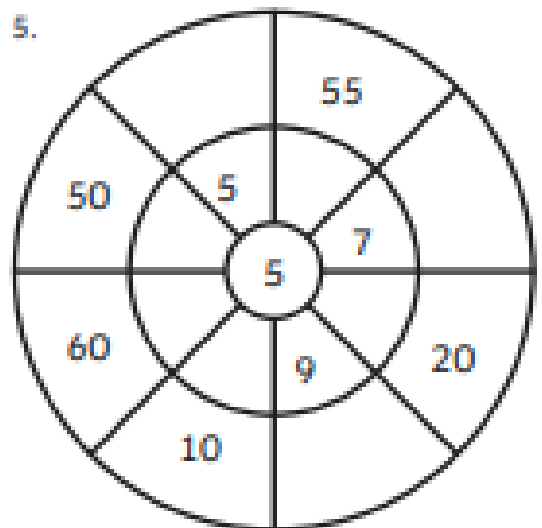
4.



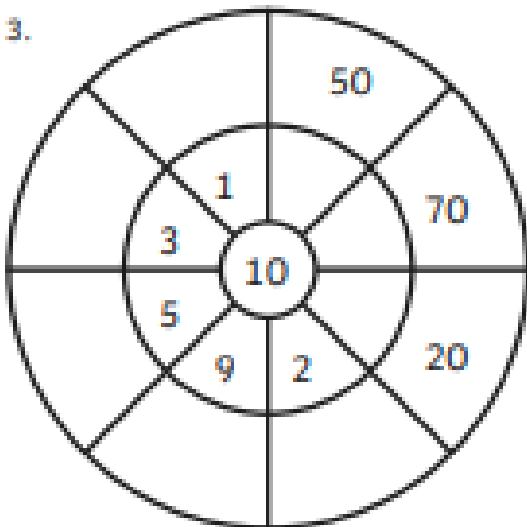
2.



5.



3.



6.

