

Yellow &
Green Classes
Home
Learning



Spring 1 – Pack 3
Week commencing
25th January



The Grange Academy

Home Learning

Yellow and Green Class



Look at the daily timetable and follow the activities that have been set for today by your teacher. Please send your work/comments to us on tapestry by Thursday 9am at the latest for us to have a look at.

Reading/Phonics

Children are in different phonics groups depending on their ability. Last half term Grasshoppers and Ladybirds we taught the sounds from set 1 2 3 and 4. Caterpillars learnt the sounds set 1, set 2 and set 3.

Set 1: s, a, t, p

Set 2: i, n, m, d

Set 3: g, o, c, k

Set 4: ck, e, u, r

We will now be re-capping the sounds we have already learnt then moving onto Set 4 if in the Caterpillar group or set 5 if in Grasshoppers and Ladybirds.

Set 5: h, b, f, ff, l, ll, ss

We will then move onto Phase 3 sounds

Set 6: j, v, w, x

Set 7: y, z, zz, qu




Understanding the World

- Discussing specific times that have been special and special gifts they have received (linked to The Magic Paintbrush).
- Looking at different environments (forests and China) and making comparisons to where we live. Creating their own maps.
- To complete a simple program on a computer.
 - To interact with age-appropriate computer software.
- Becoming confident to discuss current affairs using Picture News.



Maths

- A number a week 6-10 including recognition, counting, formation, shape, time, length, money and embedding of knowledge.
- Addition and subtraction of single digit numbers.
- Through a number a week 6-10 exploring time, length and shape.
- Working on ordering numbers 1-10, ensuring children can recognise these numbers and count out the correct amount of objects.



English

- We will be exploring books and becoming confident with re-telling familiar stories.
- We will be able to discuss our favourite parts of the story, events and characters.
- From this we will then read and write CVC words and sentences.



Expressive Arts and Design

- Looking at maps of different places and creating our own maps and treasure maps.
- Listen and respond to songs.
- Explore and create using voices and instruments.
- Sing and play nursery rhymes and action songs. Share and perform.
- Using big and small construction to enhance their creativity and imagination.
- Acting out their own stories through role-play scenarios.



Personal, Social and Emotional Development

- Listening to other's views about stories.
- Becoming confident to justify their own opinions to the class and give a reason why.
- Talking about right and wrong decisions linked to stories and explaining their own ideas.



Physical Development

- Fine and gross motor skills to support writing and the development of pencil grip.
- Letter formation - linked to phonics
- Developing dressing skills including the use of buttons and zips.
- Becoming more confident to try new foods during snack time.



Communication and Language

- Developing skills in listening to and responding to stories.
 - Understanding tales by acting them out and answering questions about stories.
 - Developing own orally composed stories.
- Developing children's language using Word of the Week.



Lesson 1

Maths - **Using manipulatives to count on when adding**

In this lesson, we will be using countable objects and ten frames to count on to ten.

<https://classroom.thenational.academy/lessons/using-manipulatives-to-count-on-when-adding-60vpat>

Lesson 2

English: The Gingerbread Man - **To draw and label characters**

In this lesson children will use their phonics skills to write descriptions of familiar characters.

<https://classroom.thenational.academy/lessons/to-draw-and-label-characters-6cw36d>

Lesson 3

Phonics – Please see the phonics PowerPoint, find today's date and use your child's phonics group section to complete the task. We have sent you your child's phonics group on Tapestry so you know which one to complete. Today's sound is n.

Communication and Language: Word of the Week: Many – Please see the information on the pack below. Listen to the song – How Much? How Many? <https://www.youtube.com/watch?v=VwSRoLUCXmI>

Lesson 4

Word of the Week -many

Think about it Think about a time when you had many things maybe at Christmas or for a meal.		
Say it Practise saying the word in a : quiet/ loud voice/robot/ mouse/ monster voice.	Draw it Can you draw a picture of many items?	Song https://www.youtube.com/watch?v=VwSRoLUCXmI
Use it Can you use it in a sentence? Such as: He has many apples? How many sweets have you got?		
Find it Can you find a book where there is a picture of many items?		
Swap it What are different words for many?		

Extra links
or
challenge
for today

WHAT'S IN THE BAG PHONICS GAME

THE ADULT SAYS IN MY BAG YOU WILL FIND...

THE ADULT THEN SOUNDS OUT ONE OF THE ITEMS

I.E A S-P-O-O-N

THE CHILDREN THEN LISTENS AND BLENDS IT AND TELLS YOU WHAT IT IS. IT'S A SPOON

REPEAT FOR NEXT OBJECT

YOU NEED A BAG AND OBJECTS FROM AROUND THE HOUSE

I found a smelly s-o-ck in my bag. What did you find? Send us some pictures on Tapestry!



Play Numbots

Read on Myon – See the project "Twists on Fairytales".

Play some games -

<https://www.topmarks.co.uk/Search.aspx?Subject=16&AgeGroup=1>

Lesson 1

Maths - **Adding two numbers using a number track to count on**

In this lesson, we will be using a number track to support counting on to ten.

<https://classroom.thenational.academy/lessons/adding-two-numbers-using-a-number-track-to-count-on-cmvk0t>

Lesson 2

English: The Gingerbread Man - **To write simple sentences with an adjective**

In this lesson children will explore description of appearance and character and then write a simple sentence with an adjective. Don't worry if your child can't write a sentence yet, you could work with them to write the first sound 'm' for the word 'man', or get them to write the word man.

<https://classroom.thenational.academy/lessons/to-write-simple-sentences-with-an-adjective-cgt62e>

Lesson 3

Phonics – Please see the phonics PowerPoint, find today's date and use your child's phonics group section to complete the task. We have sent you your child's phonics group on Tapestry so you know which one to complete.

Today's sound is m.

Lesson 4

Understanding the World – Picture News: Who are the people helping us through the pandemic?

See the slide – Picture News.



Extra links or challenge for today

Coin Roll

(great for dexterity, fine motor development, hand-eye coordination...)





Using a variety of round coins, challenge your child to roll the coins on their end. How far can they roll them? Which coins rolls the farthest? Bigger or smaller coins?

If your child is struggling to get the coin to roll, you can make this easier by using a range of lids and tapes instead.

You could extend this game further by giving your child a target to aim for, such as a line of tape or circle of paper on the floor.

Hannah Crooks - Gulf British Academy Kuwait

Send us a photo on Tapestry.



In PE we have been doing gymnastics and working on travel and balance. Please follow the YouTube video and have a go. Miss Harrison can't wait to see some videos of you on Tapestry!

<https://www.youtube.com/watch?v=oHwud1BGXB8>

Play some phonics games – <https://www.phonicsbloom.com/>

Play Numbots

Read on Myon – See the project "Twists on Fairytales".

Lesson 1 Maths - **Understanding the concept of subtraction as take away (Part 1)**
In this lesson, we will explore the concept of subtraction as take away through telling 'first, then and now' stories.
<https://classroom.thenational.academy/lessons/understanding-the-concept-of-subtraction-as-take-away-part-1-cmu32r>

Lesson 2 English: The Gingerbread Man - **To recycle a story by changing characters**
In this lesson children will recycle a familiar story by changing characters, they will create a new story map to record this change.
<https://classroom.thenational.academy/lessons/to-recycle-a-story-by-changing-characters-cgu62t>

Lesson 3 Phonics – Please see the phonics PowerPoint, find today's date and use your child's phonics group section to complete the task. We have sent you your child's phonics group on Tapestry so you know which one to complete. Today's sound is d.

Lesson 4 Understanding the World: **To understand what floating and sinking is**
In this set of lessons we learn about things that float and things that sink. In this lesson with Miss Hughes we watch a demonstration and predict what will float and sink. We look at our findings and identify patterns. We use our knowledge to predict what will float or sink in a quiz at the end of the lesson. To extend your knowledge further, test different objects in your home when in the bath or helping to wash up (with your parent or carer's permission).
<https://classroom.thenational.academy/lessons/to-understand-what-floating-and-sinking-is-74w6ct>

**Extra links
or
challenge
for today**



Balloon Keepy Uppy

How long can you keep the balloon up without touching the floor?

How many body parts can you use to keep it from touching the floor?
Try your foot, knee, hand, elbow, head!

Make it a competition and log the results

Victoria Mason

You were all so great at this in PE. Can you time yourself to see how long you can do this for?



Finger gym exercises without playdough
<https://www.youtube.com/watch?v=1eXjExcHTLA>
Finger gym exercises with playdough
<https://www.youtube.com/watch?v=o9D5lfqZF3o>

Play Numbots
Read on Myon – See the project "Twists on Fairytales".

Lesson 1

Maths -**Understanding the concept of subtraction as take away (Part 2)**
In this lesson, we will continue to explore the concept of subtraction as take away through telling 'first, then and now' stories.

<https://classroom.thenational.academy/lessons/understanding-the-concept-of-subtraction-as-take-away-part-2-6nk3et>

Lesson 2

English: The Gingerbread Man - **To deepen character choice through description**

In this lesson children will deepen their character choice through description.

<https://classroom.thenational.academy/lessons/to-deepen-character-choice-through-description-68v66t>

Lesson 3

Phonics – Please see the phonics PowerPoint, find today's date and use your child's phonics group section to complete the task. We have sent you your child's phonics group on Tapestry so you know which one to complete. Today's sound is g.

Lesson 4

Understanding the World: **Float/sink experiment**

In today's lesson, we will be scientists and explore whether items we find around our house float or sink and sort them into two piles, depending on whether they float or sink. The three key areas that this lesson links to are understanding the world, communication and language and maths.

<https://classroom.thenational.academy/lessons/floatsink-experiment-6dh3gr>

Extra links or challenge for today



I found lots of lids in my kitchen and made a picture. I then decided to make some shapes with cutlery. What can you make? Send us a photo on Tapestry.



Practise writing letters- <https://www.youtube.com/watch?v=UapRlDsWvpc>

Play Numbots

Read on Myon – See the project "Twists on Fairytales".

Lesson 1**Maths - Adding and subtracting using a number track**

In this lesson, we will practise adding and subtracting using a number track and manipulatives to help us.

<https://classroom.thenational.academy/units/addition-and-subtraction-within-10-d631>

Lesson 2**English: The Gingerbread Man - To create a story**

In this lesson children will be shown how to create their own story using a plot matrix. This story will follow the same 'escape' pattern as The Gingerbread Man.

<https://classroom.thenational.academy/lessons/to-create-a-story-c4u6ar>

Lesson 3

Phonics – Please see the phonics PowerPoint, find today's date and use your child's phonics group section to complete the task. We have sent you your child's phonics group on Tapestry so you know which one to complete.


Today's sound is o.

Lesson 4**Expressive Arts and Design & Understanding the World: Build a boat that floats**

The Gingerbread Man got on the foxes back to cross the river. In today's lesson, we will construct a boat and then test it in some water to see if it floats. The key areas that this lesson links to are expressive arts and design and understanding the world.

<https://classroom.thenational.academy/lessons/build-a-boat-that-floats-cgwk0r>

**Extra links
or
challenge
for today**



Masking Tape Track

All you need for this really simple but effective activity is a roll of masking tape, a space and some wheeled toys. Make a track with your tape (don't forget to include some twists and turns).
Play!

We can't wait to see some of your super train or car track designs. The numberblocks had a car rally in this episode [BBC iPlayer - Numberblocks - Series 3: Numberblock Rally](#)

Maybe you could have a rally with your cars or vehicles!



The Gingerbread Man – Draw your own gingerbread man or woman. Watch the video and learn how to draw a gingerbread man. Can you draw your own that is different to the video?

<https://www.youtube.com/watch?v=zdU2Rc9jJtI>

Play Numbots

Read on Myon – See the project "Twists on Fairytales".



Practising reading.



If you find any tricky words in newspapers, magazines or old letters cut them out and sort them into groups of the same tricky word. Can you find tricky words in a newspaper, magazine or old letter?

If you have any story books at home see if you can read any words in the books. Or just have a go at using the pictures to help you re-tell the story to someone in your family or even a toy or a teddy.

Use your log in to log into www.myon.co.uk
Can you read books on Myon? How many can you read this week? Can you complete the reading project and read all the stories in the 'Twisted Fairytales' project.

Please record things your child reads independently in their reading record or by sending us photos on Tapestry.

When we read stories in class we encourage children to respond to this by drawing a picture and writing a word or sentence to go with this. Please ensure your child writes on a line (we just draw lines for them) and encourage them to write with a pencil if possible so they can rub out anything they want to change. We would love to see pictures of this on Tapestry.

Word of the Week – 25th January



Word of the Week - many



Think about it

Think about a time when you had many things maybe at Christmas or for a meal.

Say it

Practise saying the word in a :
quiet/ loud voice/robot/ mouse/
monster voice.

Use it

Can you use it in a sentence?
Such as: He has many apples?
How many sweets have you got?

Find it

Can you find a book where there is a
picture of many items?

Swap it

What are different words for many?


Draw it

Can you draw a picture of
many items?



Song

<https://www.youtube.com/watch?v=VwS RoLUCXmI>



Picture News – 26th January



British Values

18th – 24th January 2021

Mutual Respect and Tolerance

There are many people, who do lots of different jobs, helping us throughout the pandemic. Some people are clapping to say thank you and some are choosing to say thank you in a different way.

Picture News
In the Early Years

Picture News

EY Resource

Look at some of the key worker jobs and people who are helping all of us during the coronavirus pandemic. How do you think each of these people help us? Do you know anyone who does any of these jobs? Can you think of any other people who are helping us through the pandemic? What job do they do? How do you think they help us?

Delivery drivers



Farmers



Supermarket workers



Teachers and parents/ carers at home



Doctors/ nurses and carers



Dentists



Things to do

Supermarket Role play: Can you take on the role of a supermarket worker and set up your own mini supermarket?

Writing: Can you write a thank you card to someone who is a key worker and is helping you during the coronavirus pandemic? Send us photos of any activities you complete 😊

Discussion

Look at the Picture News poster: What can you see? What do you think these people are doing? Discuss with the children that the people in the poster are clapping, playing music and holding up rainbows to say thank you to all the doctors, nurses and carers that have helped to look after all the people who have been poorly with coronavirus. People went outside their homes and clapped every Thursday evening during the first lockdown.

Questions: Who are the people helping us through the pandemic? Did you join in with saying thank you to all the doctors and nurses? What did you do? Can you think of some of the key worker jobs? What do people do in these jobs? Look at the EY Resource, which show some of our key workers and other people who are helping all of us during the pandemic. Do you know anyone who does any of these jobs? Can you think of any other people who are helping us through the pandemic?

Think about: It has been in the news that the clap to say thank you has been brought back, but this time it is to say thank you to everyone who is helping during the coronavirus pandemic and is called the 'Clap for Heroes'. Many people are helping us through the pandemic by all staying at home as much as we can. When teenagers or adults go to buy food, they are helping us. Discuss with the children that they and by wearing a mask and our parents or carers are helping lots of us with all our school work at home.




Letters to practice reading and writing



Slither down the snake.



Around the apple and down the leaf.




Down the tower, across the tower.



Down the pirates plait and around his face.




Down the body and dot for the head.



Down Nobby and over his net.




Down Maisie, mountain, mountain.




Around the dinosaurs bottom, up his tall neck and down to his toes.




Around the girls face, down her hair and give her a curl.



All around the orange.




Curl around the caterpillar.



Down the kangaroo's body tail and leg.



Lift off the top and scoop out the egg.




Down and under, up to the top and draw the puddle.




Down the robots back and curl over his arm.



Letters to practice reading and writing



Down the head, to his hooves and over his back.




Down the laces to the heel and around the toe.




Down the stem and draw the leaves.



Two letters that make one ff sound.
Down the stem and draw the leaves.
Do it again.



Down the long leg.



Two letters that make one ll sound.
Down the long leg.
Do it again.



Two letters that make one ss sound.
Slither down the snake.
Do it again.




Down his body, curl, dot for his head.



Down a wing, up a wing.



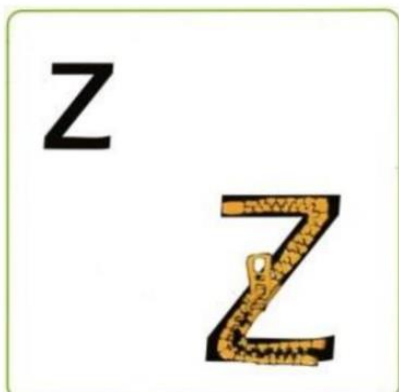
Down, up, down, up.



Down the arm and leg,
repeat the other side.



Down a horn, up a horn and under head.




Zig-zag-zig.



Two letters that make one zz sound.
Zig-zag-zig.
Do it again.







Round her head, up past her earrings and down her hair.
The Queen never goes outside without her umbrella!



Letters to practice reading and writing

Please see the table below to see which sounds your child is working on in their phonics group. Please see our message on Tapestry telling you which group your child is in.



					
	Tricky words: I no the		Tricky words: I no go to into the he she we		Tricky words: I no go to into the he she we me be was
Set 1 s a t p	Set 2 i n m d	Set 3 g o c k	Set 4 c k e u r	Set 5 h d f ff l ll ss	j v w x y z zz qu
a	it	tag	pet	had	jam
at	is	gag	net	him	jet
sat	sit	gig	ten	hot	van
pat	sat	gap	rug	hut	vet
tap	pit	nag	mum	hop	win
		got	sun	huff	web
		top	kick	puff	box
		dog	sock	hat	fox
		cot	sack	tell	yes
		cap	dock	bell	yell
		kit	pick	sell	zip
				mess	buzz
				less	fizz
					quiz
					quick

Tricky words – Continue to practise

Please start with the phase 2 first set of tricky words and once your child can read them independently move onto the second set of tricky words.

Can you write these tricky words then place them on your stairs (if you have stairs in your house) Each time you go up the stairs you have to read the tricky words on each step. Can you complete the tricky word challenge? These words are tricky because you just have to know them by sight you cannot sound them out. The more you see these words, the more familiar you will become with them and they will become easier to remember and learn.

Phase 2 tricky words



Phase 3 tricky words



Tricky words – Can you write a sentence including these words?





Handwriting



Letter families

For teaching letter formation

Letter family 1
 Down and off in another direction
 l i t j u y

Letter family 2
 Down and retrace upwards
 m n r b p h k

Letter family 3
 Anticlockwise round
 c a d o q g e f s

Letter family 4
 Zig-zag letters
 v w x z

Blank handwriting practice lines consisting of 11 horizontal black lines.

Number Two
Odd One Out



Look at the pictures. Can you spot the odd one out in each row?

You do not need to print this resource. You could show your child and they could verbally tell you the answer.

You could also use the number cards we provided in your child's reading bag and put out the numbers to 8 and they have to find the number of legs Octoblock already has and count on to 8 to work out how many they need to add on.

Octoblock's Hidden Legs Activity Sheet

Octoblock has hidden some legs! Look at the pictures and draw the missing legs to complete each Octoblock.

$2 + \underline{\quad} = 8$	$1 + \underline{\quad} = \underline{\quad}$	$4 + \underline{\quad} = \underline{\quad}$
$5 + \underline{\quad} = \underline{\quad}$	$3 + \underline{\quad} = \underline{\quad}$	$\underline{\quad} + \underline{\quad} = \underline{\quad}$

twinkl | Number Blocks | © 2020 Alphablocks Ltd. All rights reserved.

Can you work out the answers?
Use a piece of paper to work out
the answers.

Number 7 Washing Line Number Bonds

I need help with my washing! Help me work out the different ways I have made 7 on my washing lines.



$$4 + \square = 7$$



$$\square + 2 = 7$$



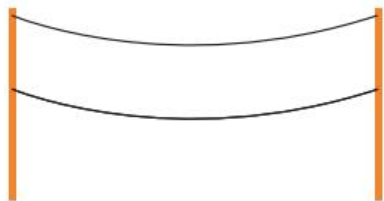
$$\square + \square = 7$$



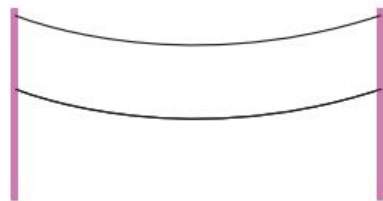
$$\square + \square = \square$$



$$\square + \square = \square$$



$$\square + \square = \square$$



$$\square + \square = \square$$



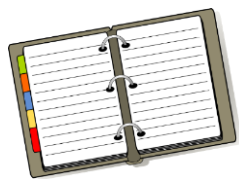
Daily Diary



Draw a picture of something that you have done each day and try and write a word or sentence to go with it – ask your grown up to write about what you have drawn.

Day 1

Day 2



Daily Diary



Draw a picture of something that you have done each day and try and write a word or sentence to go with it – ask your grown up to write about what you have drawn.

Day 3

Day 4



Daily Diary



Draw a picture of something that you have done each day and try and write a word or sentence to go with it – ask your grown up to write about what you have drawn.

Day 5