



Phonics

This is a re-cap of the sounds we have learnt so far in class. Although your child may know the sound to recognise they must also know how to write and use the sound. The aim is to ensure the children are confident with these sounds, meaning they can write them correctly using the rhymes to help them, they can read words using this sound and maybe even use it in a verbal or written sentence. When working with your child please draw some wide lines on paper to help them to make their letters sit on the line. Lines could be 1 or 2 inches wide to help them with this. Thank you 😊

Phonics Groups

Children are in different phonics groups. We have messaged you on Tapestry to tell you which group your child is in. Please complete the task from the grid for your child's phonics group as this is tailored to their ability.


Monday
25th January
The 'n' sound



Watch the Jolly Phonics songs:



<https://www.youtube.com/watch?v=s-1sxzjPX8>

Down Nobby and
over his net.






Watch the magic pencil!



Click on the pencil to get it moving!



Can you write the n sound?
Use a writing pencil so it can be rubbed out if you need it too. Try your best to make the letter sit on the line. Don't forget we go down nobby and over his net 😊

Draw some things you find around your house that start with the n sound. I found a net and Miss Williams found a nail!
Parents: draw a line for your child that gives them roughly 2 inches to write the sounds on.

Can you write the n sound independently. Make it sit on the line.

Can you write the words in and an. If you find this easy try to write the word ant or pan. Draw a picture of any n objects you find in your house. I found a net and Miss Williams found a nail!

Can you write the n sound independently. Make it sit on the line. Draw a picture of any n objects you find in your house. I found a net and Miss Williams found a nail!

Can you write 3 letter words beginning with the n sound. Such as ant, pan, tin and pin. If you find this easy write the sentence "The pan is hot."

Write a sentence using some n sounds. Such as 'The ant can run'. See if you can include one of the tricky words: I, no, to, go or into. Or decide on your own. For example: The net is red.

I had a nap.
Can you include:
Capital letters

Finger spaces

Full stops

Are you ready to
read some tricky
words?

Remember you can't
sound them out.

I


the

into


go


no

to




Time to read a sentence.







It is a pin.



The tin is full.




The pan is hot.
It is black.



The ant can
run to it's

Time to write a sentence.
Choose from the following
pictures to write a
sentence about.







It is a pin.



It is a tin.



The pan is hot.



The ant can

run.


Time to write a sentence
choose from the following
pictures to write a sentence
about. E.g. It is...







Say the sounds and read the word.





ant



pan




pin



tin

Can you use your
letters to make the
words you have read.



Time to write the m sound.



If you can do this then try to write some of the words you have read.



Can you find
the things
beginning
with n?



I Spy with My Little Eye





Draw pictures
of some of the
things you
can find in
your house
beginning
with n.






Watch the magic pencil!



Click on the pencil to get it moving!



Practise writing the n sound.
Don't forget to go down
Nobby and over the net!



Tuesday
26th January
The 'm' sound

We are learning the sound 'm'.

M m



Action: Rub your tummy, as if you are seeing tasty food, and say *mmmmmmmm*.

m *Tune: The Wheels on the Bus*

The mum and the dad
make many meals.

/mmm/!


/mmm/!

The mum and the dad
make many meals
for their hungry children.





Watch the magic pencil!



Click on the pencil to get it moving!




Can you write the m sound? Use a writing pencil so it can be rubbed out if you need it too. Try your best to make the letter sit on the line. Don't forget to write this letter we say Maisie, mountain, mountain 😊
Draw some things you find around your house that start with the m sound. I found a mop and Miss Williams found a mug!
Parents: draw a line for your child that gives them roughly 2 inches to write the sounds on.



Can you write the m sound independently. Make it sit on the line.
Can you write the word am and mat. If you find this easy try and write some more m words such as map, mop and man. Draw a picture of any m objects you find in your house. I found a mop and Miss Williams found a mug!



Can you write the m sound independently. Make it sit on the line. Draw a picture of any m objects you find in your house. I found a mop and Miss Williams found a mug!
Can you write 3 letter words beginning with the sound. Such as map, mat and mop. If you find this easy write the sentence "It is a mat."



Write a sentence using some m sounds. Such as mop, mat and man .
See if you can include one of the tricky words: I, no, to, go or into.
For example: I can mop.
It is a mat.
Can you include:
Capital letters

Finger spaces

Full stops

Are you ready to
read some tricky
words?

Remember you can't
sound them out.

I


the

into


go


no

to




Time to read a sentence.







It is a mat.




I can mop.





It is a mug.





It is a map.



I am Pam.

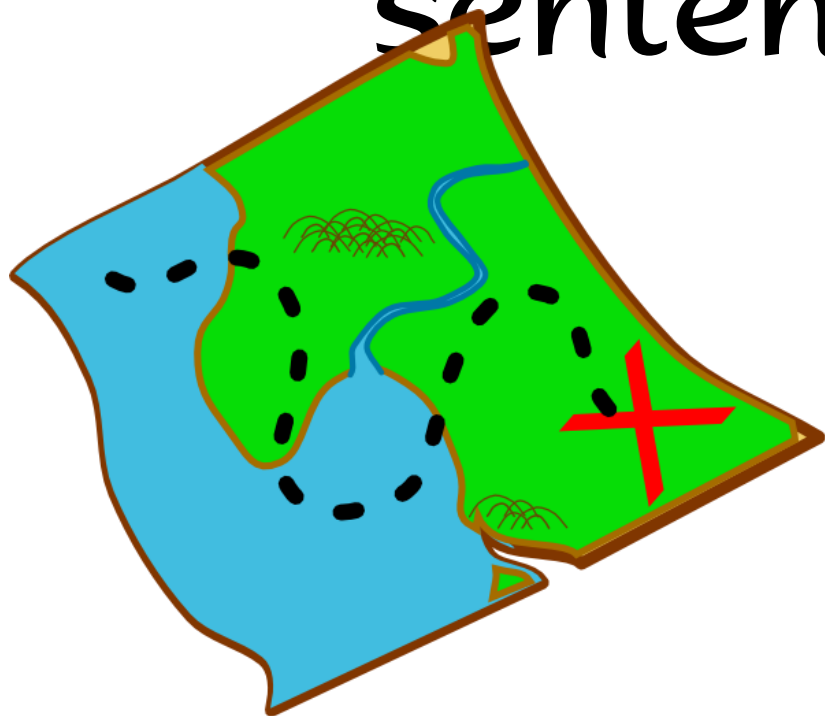



I am Tim.



I am Sam.

Time to write a sentence.
Choose from the following
pictures to write a
sentence about.







It is a mat.



It is a mop.



It is a man.




It is a map.



It is Pam.



It is Tim.



It is Sam.


Time to write a sentence
choose from the following
pictures to write a sentence
about. E.g. It is...







Say the sounds and read the word.





map





mop





man



mat

Can you use your
letters to make the
words you have read.



Time to write the m sound.



If you can do this then try to write some of the words you have read.




Can you find
the things
beginning
with m?


Initial Sound I Spy (m)

Find and circle all of the things that begin with m.

m




Draw pictures
of some of the
things you
can find in
your house
beginning
with m.





Watch the magic pencil!



Click on the pencil to get it moving!





Practise writing the m sound.

Don't forget to go down

Maisie and over the

mountains!



Wednesday
27th January
The 'd' sound


We are learning the sound 'd'.

Listen to the Jolly phonic song-

https://www.youtube.com/watch?v=9_t8oCrN5pw



Around the
dinosaurs bottom,
up his tall neck &
down to his toes.



Can you write the d sound?
Use a writing pencil so it can be rubbed out if you need it too. Try your best to make the letter sit on the line. Don't forget we go around the dinosaurs bottom, up his tall neck, down to his feet ☺
Draw some things you find around your house that start with the d sound. I found a dog and Miss Williams found a dress.
Parents: draw a line for your child that gives them roughly 2 inches to write the sounds on.

Can you write the d sound independently. Make it sit on the line.
Can you write the words dad and dip. If you find this easy try to write some more words such as dad, dim and dip. Draw a picture of any d objects you find in your house. I found a dog and Miss Williams found a dress!

Can you write the d sound independently. Make it sit on the line. Draw a picture of any d objects you find in your house. I found a dog and Miss Williams found a dress!
Can you write 3 letter words beginning with the d sound. Such as dad, dip and dim. If you find this easy write the sentence "It is a dog."



Write a sentence using some d sounds. Such as dad, dip and dim.
See if you can include one of the tricky words: I, no, to, go or into.
For example: It is a big dog. I can dig.
Can you include:
Capital letters

Finger spaces

Full stops



Watch the magic pencil!



Click on the pencil to get it moving!

Are you ready to
read some tricky
words?

Remember you can't
sound them out.

I


the

into


go


no

to




Time to read a sentence.







The dad is sad.



Dad can dip.




It is dim.



The dad is sad.

Time to write a sentence. Choose from the following pictures to write a sentence about, try and include a tricky word.





Can you try to sound out each
word in the following
sentences...





Dad is sad.




It is a dip.



It is dim.




Time to write a sentence choose from the following pictures to write a sentence about. E.g. It is...







Say the sounds and read the word.






dad






dip



dim

Work together to make
the words.



Time to write the d sound.



If you can do this then try to write some of the words you have read.



Can you find
the things
beginning with
h d?


Initial Sound I Spy (d)

Find and circle all of the things that begin with d.

d





Draw pictures
of some of the
things you
can find in
your house
beginning
with d.



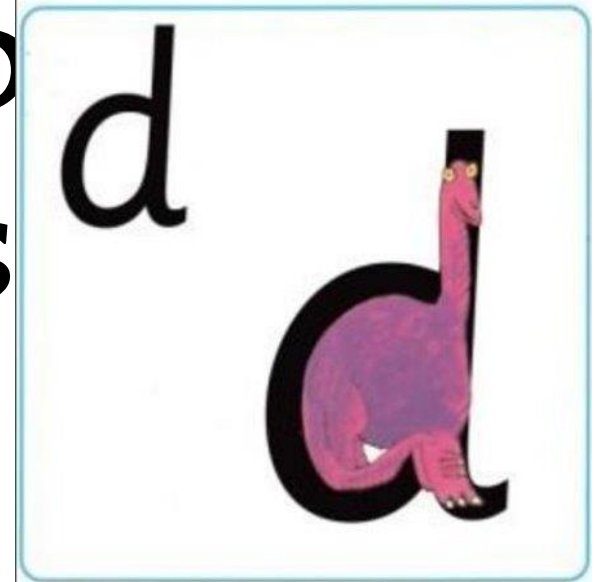


Watch the magic pencil!



Click on the pencil to get it moving!

Practise writing the
d sound. Don't forget to
go round the dinosaur's
bottom, up to his neck
and down to his feet.



Thursday
28th January
The 'g' sound


We are learning the sound 'g'.

Jolly phonics song-


<https://www.youtube.com/watch?v=cL3lgNps-Xc>

g (Tune: Jimmy Crack Corn
Track 13)

The water gurgles
down the drain.
The water gurgles
down the drain.
The water gurgles
down the drain,
with a /g/-/g/-/g/-/g/-/g/.




g



Action: Spiral your hand down, as if water is gurgling down a drain, and say g. g. g.

21



Can you write the g sound?
Use a writing pencil so it can be rubbed out if you need it too. Try your best to make the letter sit on the line. Don't forget we go round her face, down her hair and give her a curl ☺
Draw some things you find around your house that start with the g sound.
I found a game and Miss Williams found some glasses.
Parents: draw a line for your child that gives them roughly 2 inches to write the sounds on.

Can you write the g sound independently. Make it sit on the line.
Can you write the words got and get. If you find this easy try to write some more words such as gig, pig and tag. Draw a picture of any g objects you find in your house. I found a game and Miss Williams found glasses!

Can you write the g sound independently. Make it sit on the line. Draw a picture of any g objects you find in your house. I found a game and Miss Williams found glasses.
Can you write 3 letter words beginning with the g sound. Such as gig, pig and tag. If you find this easy write the sentence "It is a bag."


Write a sentence using some g sounds. Such as gig, pig and tag.
See if you can include one of the tricky words: I, no, to, go or into.
For example: The pig can dig.
Can you include:
Capital letters

Finger spaces

Full stops



Watch the magic pencil!



Click on the pencil to get it moving!

Are you ready to
read some tricky
words?

Remember you can't
sound them out.

I


the

into

go

no


to




Are you ready to read
some sentences?




I went to the gig.




The pig can dig.



It is a tag.



Time to write a sentence. Choose from the following pictures to write a sentence about, try and include a tricky word







Can you try to sound out each
word in the following
sentences...





I can tag.



It is a gig.



It is a pig


Time to write a sentence choose from the following pictures to write a sentence about. E.g. It is...







Say the sounds and read the word.






tag



gig



pig

Work together to make
the words.



Time to write the g sound.



If you can do this then try to write some of the words you have read.



Can you find
the things
beginning with
h g?

Initial Sound I Spy (g)

Find and circle all of the things that begin with g.

g




Draw pictures
of some of the
things you
can find in
your house
beginning
with g.





Watch the magic pencil!



Click on the pencil to get it moving!

Practise writing the
g sound. Don't forget to
go round the girls face,
down her hair and give
it a curl.



Friday

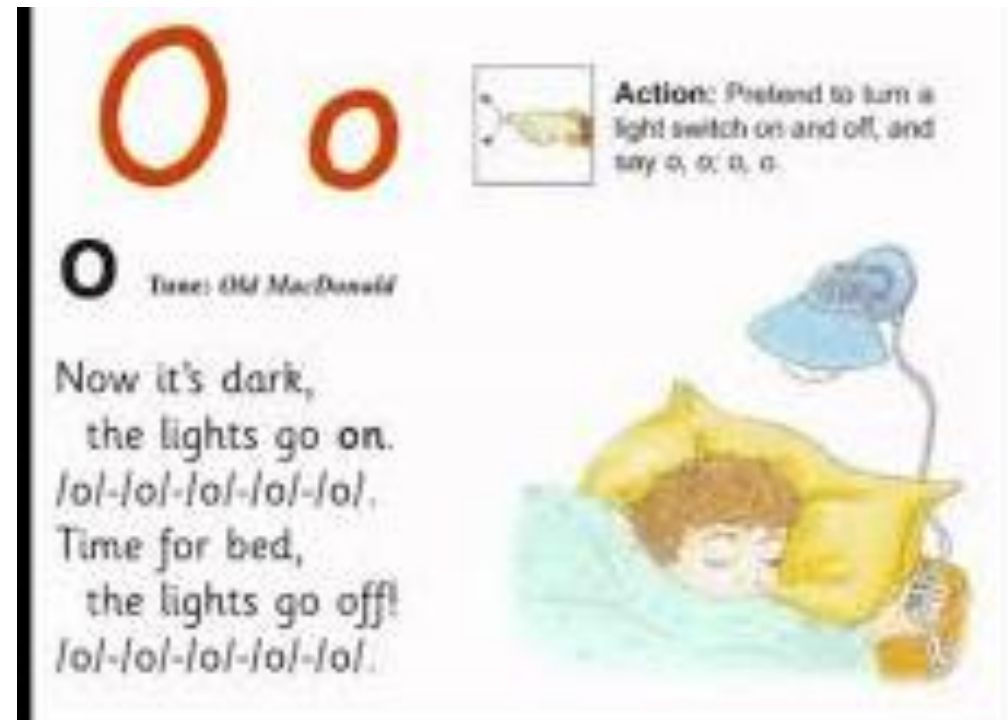
29th January

The 'o' sound

We are learning the o sound.

Jolly phonics song for o-

<https://www.youtube.com/watch?v=wyzVs9pgHs>



O o


Action: Pretend to turn a light switch on and off, and say o, o, o, o.

O *Time: Old MacDonald*

Now it's dark,
the lights go on.
/o/-/o/-/o/-/o/-/o/.

Time for bed,
the lights go off!
/o/-/o/-/o/-/o/-/o/.

The card features a large orange uppercase 'O' and a smaller lowercase 'o' at the top left. To their right is a small illustration of a light switch. Below the letters, the text describes an action: 'Pretend to turn a light switch on and off, and say o, o, o, o.' Further down, a black circle contains the letter 'O', followed by the text 'Time: Old MacDonald'. The bottom half of the card contains a poem about turning lights on and off, with 'o' sounds. To the right of the poem is a colorful illustration of a child with brown hair sleeping in a bed with a yellow pillow and a blue blanket, with a blue lamp on a bedside table.



Can you write the o sound?
Use a writing pencil so it can be rubbed out if you need it too. Try your best to make the letter sit on the line. Don't forget we go all around the orange when we are writing this letter. I found an orange and Miss Williams found some olives. Parents: draw a line for your child that gives them roughly 2 inches to write the sounds on.

Can you write the o sound independently. Make it sit on the line.

Can you write the words on and pop. If you find this easy try to write some more words such as hot, cot and cod. Draw a picture of any o objects you find in your house. I found an orange and Miss Williams found some olives!

Can you write the o sound independently. Make it sit on the line. Draw a picture of any o objects you find in your house. I found an orange and Miss Williams found olives.

Can you write 3 letter words beginning with the o sound. Such as not, cot and top. If you find this easy write the sentence "I am hot" or "I am not hot."

Write a sentence using some o sounds. Such as cod, cot and hot. See if you can include one of the tricky words: I, no, to, go or into. For example: It is a red cot.


Can you include:
Capital letters

Finger spaces

Full stops



Watch the magic pencil!



Click on the pencil to get it moving!

Are you ready to
read some tricky
words?

Remember you can't
sound them out.

to


I

the


into

no



go




Time to read a sentence.




The cod is sad. It can swim.





It is a cot to nap in.





It is not hot.

Time to write a sentence. Choose from the following pictures to write a sentence about, try and include a trickv word.








Can you try to sound out each word in the following sentences...





I am hot.


The cod is sad.




It is a cot.




Time to write a sentence choose from the following pictures to write a sentence about. E.g. It is...








Say the sounds and read the word.



cod



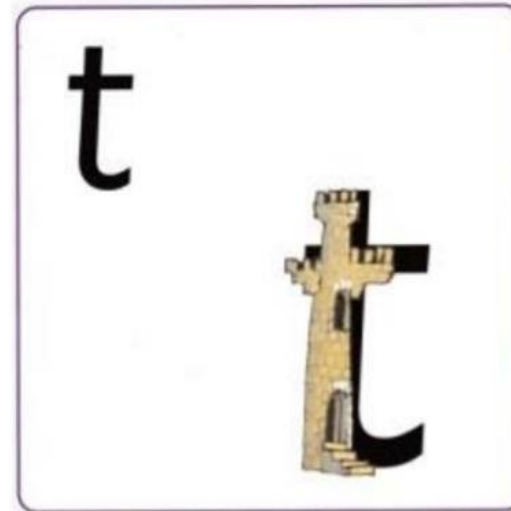


cot



hot



Work together to make
the words.



Time to write the o sound.




If you can do this then try to write some of the words you have read.



Can you find
the things
beginning wi
h o?

Initial Sound I Spy

Find and circle all of the things that begin with o.





Draw pictures
of some of the
things you
can find in
your house
beginning
with o.





Watch the magic pencil!



Click on the pencil to get it moving!

Practise writing the o
sound. Don't forget to
go all around the
orange.

