












The Grange Academy Home Learning

Class



Look at the daily timetable and follow the activities that have been set for today by your teacher. Please send your work/comments to us on tapestry/seesaw by Thursday 9am at the latest for us to have a look at.

<p><u>Art/DT</u></p> <p>Roman mosaics</p> 	<p><u>Geography/History</u></p> <p>The Roman Invasions of Britain</p> 	<p><u>Science</u></p> <p>Living things and their habitats</p> 	<p><u>PE</u></p> <p>Tennis (racket skills)</p> <p><u>MFL- Spanish</u></p> <p>Learning to say 10 common verbs.</p>	<p><u>RE</u></p> <p>Judaism: The Passover.</p> 
<p><u>Music</u></p> <p>African music</p> 	<p><u>Computing</u></p> <p>Learning to use internet research.</p> 	<p><u>English</u></p> <p>Focus- Explanation writing</p> <p>Oak Academy online lessons</p> 	<p><u>Reading/ Phonics</u></p> <p>The Romans reading comprehension.</p> <p>Retrieving answers from a text.</p> 	<p><u>Maths</u></p> <p>Measure - Area</p> <p>Oak Academy online lessons</p> 
<p><u>SMSC</u></p> <p>Different communities</p>				

	Monday	Date 25th January
Lesson 1	<p>English</p> <p>https://classroom.thenational.academy/lessons/to-write-the-first-section-of-an-explanation-text-64rkee</p> <p>In this lesson, we will write about the first stages of the honey-making process.</p> <p>Take a picture of your work and upload it to Seesaw.</p>	
Lesson 2	<p>Spellings</p> <p>https://classroom.thenational.academy/lessons/to-investigate-suffixes-past-and-present-tense-60up6e</p> <p>In this lesson, we will be investigating suffixes, past and present tense and set spelling words to learn.</p> <p>Take a picture of your work and upload it to Seesaw</p>	
Lesson 3	<p>Maths - Understanding that clocks have more than one scale</p> <p>https://classroom.thenational.academy/lessons/understanding-that-clocks-have-more-than-one-scale-64wpae</p> <p>Watch the video. Complete the activities in the video. Take the quiz. Complete practice book *p44, **p44 and p45, ***p54-46 (These will be added daily to Seesaw) Upload to Seesaw</p> <p>Easier - https://classroom.thenational.academy/lessons/knowing-the-number-of-hours-in-one-day-69k30r</p> <p>Watch the video. Complete the activities in the video. Take the quiz. Complete practice book p82 and 83 (These will be added daily to Seesaw) Upload to Seesaw</p>	
Lesson 4	<p>Computing - Go to the ilearn website. The pupil code is 12AA.</p> <p>https://www.ilearn2.co.uk/signin.html/</p> <p>Activity 3 - Where did you find it?</p> <p>Use the document and the Internet to complete the table by finding the answer to the questions and adding the sources of your information.</p> <p>Take a picture of your work and upload it to Seesaw.</p>	

Extra links for this week	
---------------------------	--

	Tuesday Date 26th January
Lesson 1	English https://classroom.thenational.academy/lessons/to-edit-an-explanation-text-6rvket In this lesson, we will improve our writing through editing. Take a picture of your work and upload it to Seesaw
Lesson 2	Maths - Reading analogue time to the nearest minute https://classroom.thenational.academy/lessons/reading-analogue-time-to-the-nearest-minute-cdgkjd Watch the video. Complete the activities in the video. Take the quiz. Complete practice book worksheets (These will be added daily to Seesaw) Upload to Seesaw Easier - https://classroom.thenational.academy/lessons/knowing-there-are-60-minutes-in-one-hour-cdjk2c Watch the video. Complete the activities in the video. Take the quiz. Complete practice book worksheets (These will be added daily to Seesaw) Upload to Seesaw
Lesson 3	Spellings https://classroom.thenational.academy/lessons/to-practise-and-apply-knowledge-of-suffixes-past-and-present-tense-including-a-test-60wk8e In this lesson, we will be practising and applying knowledge of suffixes, past and present tense. Take a picture of your work and upload it to Seesaw.
Lesson 4	PE PE- Warm-up with Marcus Rashford https://www.bbc.co.uk/iplayer/episode/m000jycy/celebrity-supply-teacher-series-1-3-marcus-rashford-pe Tennis (Racket Skills) https://www.youtube.com/watch?v=fxUTq1QB4Yk

Extra links for today	
-----------------------	--

	Wednesday	Date 27th January
Lesson 1	<p>English</p> <p>https://classroom.thenational.academy/lessons/to-write-the-second-section-of-an-explanation-text-68wkcr</p> <p>In this lesson, we will finish writing our explanation text about the honey-making process. Take a picture of your work and upload it to Seesaw.</p>	
Lesson 2	<p>Maths - In this lesson you will learn to correctly use a.m. and p.m. to read and record time.</p> <p>https://classroom.thenational.academy/lessons/telling-the-time-to-am-and-pm-68w3cd</p> <p>Watch the video. Complete the activities in the video. Take the quiz. Complete practice book worksheets (These will be added daily to Seesaw) Upload to Seesaw</p> <p>Easier - https://classroom.thenational.academy/lessons/identifying-quarter-past-on-an-analogue-clock-68rp8e</p> <p>Watch the video. Complete the activities in the video. Take the quiz. Complete practice book worksheets (These will be added daily to Seesaw) Upload to Seesaw</p>	
Lesson 3	<p>Spellings</p> <p>https://classroom.thenational.academy/lessons/to-investigate-more-suffixes-past-and-present-tense-64wp2c</p> <p>In this lesson, we will be investigating more suffixes, past and present tense and set spelling words to learn. Take a picture of your work and upload it to Seesaw</p>	
Lesson 4	<p>History - Last week we learnt about the Roman emperors who invaded Britain. This week we will learn about Boudicca's rebellion and how the Celts fought back.</p> <p>https://www.bbc.co.uk/bitesize/topics/zqtf34j/articles/z9j4kqt</p> <p>Read about how the Celts fought back and watch the videos to find out how Queen Boudicca faced the Roman army. Complete the activity posted for Wednesday on Seesaw. Photograph/ Upload to Seesaw.</p>	

Extra links for today	
	Thursday Date 28th January
Lesson 1	<p>English https://classroom.thenational.academy/lessons/to-develop-reading-for-pleasure-through-book-recommendations-crrp8t In this lesson, we will develop reading for pleasure through book recommendations, focusing on non-fiction and poetry. We will explore the concept of genre and pupils will generate their own recommendations to share with others. Take a picture of your work and upload it to Seesaw</p>
Lesson 2	<p>Maths - In this lesson you will learn to tell the time on a digital clock. https://classroom.thenational.academy/lessons/telling-minutes-past-on-a-digital-clock-cguk2c Watch the video. Complete the activities in the video. Take the quiz. Complete practice book worksheets (These will be added daily to Seesaw) Upload to Seesaw</p> <p>Easier = https://classroom.thenational.academy/lessons/identifying-quarter-to-on-an-analogue-clock-74wkee Watch the video. Complete the activities in the video. Take the quiz. Complete practice book worksheets (These will be added daily to Seesaw) Upload to Seesaw</p>
Lesson 3	<p>Spellings https://classroom.thenational.academy/lessons/to-practise-and-apply-knowledge-of-more-suffixes-past-and-present-tense-including-a-test-74t30c In this lesson, we will be practising and applying knowledge of more suffixes, past and present tense. Take a picture of your work and upload it to Seesaw</p>
Lesson 4	<p>MFL Spanish- Family Username: TheGra1740 Password: lahome Log on to https://www.languageangels.com/homeschool/ and click on intermediate level. Click on Unit 4: La Familia (family) Click on lesson one. Complete worksheet uploaded to Seesaw today. Take a picture of your work and upload it to Seesaw.</p>

Extra links for today	
-----------------------	--

	Friday	Date 29 th January
Lesson 1	Reading comprehension - Bouddicca's Rebellion Complete the reading comprehension "Bouddicca's Rebellion" which will be added to Seesaw * is the easiest; ** most Y4 pupils will be able to complete this; *** the most confident readers will complete this. Photograph/upload to Seesaw	
Lesson 2	Maths - In this lesson you will learn to read and order the time on different clocks and read and order time in written form. https://classroom.thenational.academy/lessons/reading-and-ordering-time-presented-in-different-ways-64uk8c Watch the video. Complete the activities in the video. Take the quiz. Complete practice book worksheets (These will be added daily to Seesaw) Upload to Seesaw Easier - https://classroom.thenational.academy/lessons/identifying-quarter-past-and-quarter-to-on-an-analogue-clock-ctk6ad Watch the video. Complete the activities in the video. Take the quiz. Complete practice book worksheets (These will be added daily to Seesaw) Upload to Seesaw	
Lesson 3	Science - Classifying animals into vertebrates and invertebrates Watch the video clips, read the notes and take the quiz https://www.bbc.co.uk/bitesize/topics/zn22pv4/articles/z3nbcwx https://www.bbc.co.uk/bitesize/topics/zn22pv4/articles/zp6g7p3 https://www.bbc.co.uk/bitesize/topics/zn22pv4/articles/z8mbqhv Complete the activity posted on Seesaw on Friday. Upload on Seesaw	

Lesson 4	<p>SMSC</p> <p>https://classroom.thenational.academy/lessons/i-roll-with-my-role-65h3gr</p> <p>In this lesson, you will explore the roles and responsibilities that you, as a citizen, have in your community. You will then create a video that outlines your role, alongside the main responsibilities you have. If you can't upload a video you can send a voice recording or write a transcript for a video.</p> <p>Upload to seesaw.</p>
Extra links for today	