

Orange & Red Isolation Learning





The Grange Academy Home Learning Yellow and Green Class



Look at the daily timetable and follow the activities that have been set for today by your teacher. Please send your work/comments to us on tapestry/seesaw by Thursday 9am at the latest for us to have a look at.

Reading/Phonics

Phase 1

We will recap environmental sounds, animal sounds, body percussion and rhythm and rhyme.

Phase 2

Recap the letters s and a and learn the new letter sound 't'



Understanding the World

- Talk about what they see, using a wide vocabulary such as the changes in experiments.
- Know that there are different countries in the world.
- Becoming confident to discuss current affairs using Picture News.



Maths

Recite numbers past 5

Say one number for each item in order 1,2,3,4,5

Know that the last number reached when counting a small set of objects tells you how many there are in total. Talk about and identify patterns around them.

Extend and create a pattern – stick, leaf. stick. leaf



English

We will be developing phonological awareness to spot and suggest rhymes.

Talk about stories, learning new vocabulary and retell stories using the story language.



Expressive Arts and Design

We will show different emotions in drawings such as how the bears felt in Goldilocks.

We will listen with increased attention to sounds through our phonics.



Personal, Social and Emotional Development

- Talk about their feelings using words like happy, sad, angry or worried.
- Begin to understand how others might be feeling.
- Talk with others to solve conflicts.



Physical Development

- Use a comfortable grip with good control when holding pens and pencils.
- Letter formation - linked to phonics
- Developing independent skills such as brushing their own teeth, using the toilet and washing hands.
- Learn how to use a knife and fork.



Communication and Language

- Enjoy listening to longer stories and remember much of what happens.
- Use longer sentences of four to six words and use words and actions in discussions.
- Learn new rhymes and discuss familiar stories.



Lesson 1

Maths

<https://classroom.thenational.academy/lessons/recognise-describe-and-copy-colour-and-size-patterns-6cuk0t>

Observation skills will be needed here as in this lesson children will pay attention to details as they look at repeating patterns.

Lesson 2

English

<https://classroom.thenational.academy/lessons/to-listen-to-and-join-in-with-a-story-6mt62r?activity=video&step=1>

Goldilocks and the 3 bears.

The pencil/paper activity in this clip may be a bit tricky so please just discuss the activity with your child. Ask them questions about what they have seen and what they think could happen next. Discuss their favourite character and ALWAYS ASK WHY!!!!

Lesson 3

Phonics

<https://www.youtube.com/watch?v=EmlzzMTqBxo>

Geraldine Giraffe sound of the week 't'

What items can you find around the house that start with the letter 't' – remember when we say "t" it is a soft, short sound rather than an over pronounced 'tuhh' or 'tee'

Please send a video on tapestry to show me what you found – I will let you know what we find in school!

Communication and Language: Word of the Week – Please see the information on the pack below.

<https://www.youtube.com/watch?v=SYv2WkhDvB8>

Lesson 4

Word of the Week - few

Think about it
Think about a time when you only had a few. How did you feel?

Say it
Practise saying the word in a :
quiet/ loud voice/robot/ mouse/
monster voice.


Use it
Can you use it in a sentence?
Such as: I only have a few chips.

Find it
Can you find a book where there are
only a few?

Swap it
What are different words for few?

Draw it
Can you draw a picture of a
few items?

Song
<https://www.youtube.com/watch?v=0k1a9132ak>



Our word of the week is few can you take a picture with just a 'few' toys.

**Extra links
or
challenge
for today**

Wool and Sandpaper



What you need:

- Sheets of sandpaper
- Scraps of wool or string

Use the wool to make pictures or patterns.
Talk about the colours and textures.
Use the opportunity to practise cutting skills if appropriate.



Don't worry if you don't have sand paper, you can use kitchen roll or cotton wool.

Tuesday

Date 19th January

Maths

Lesson 1

<https://classroom.thenational.academy/lessons/recognise-describe-and-copy-and-extend-colour-and-size-patterns-ccukcd?activity=video&step=1>

Watch the first 8 minutes of the video and then see if you can make a repeated size pattern with items in your house. You could use big spoon, little spoon, big spoon, little spoon or find some items in your garden or on a walk, big stick, little stick etc.

English

Lesson 2

<https://classroom.thenational.academy/lessons/to-map-and-speak-the-story-crr64c>

In this lesson children will create a story map – don't worry, it will show you how to do it. They will then use this story map to tell the story. This will help them to learn the story by heart.

Phonics

Lesson 3

<https://www.youtube.com/watch?v=71Hqw6TxRGw>

Phase 1 phonics environmental sounds with Maddison and Felix
Can you go for a walk around your house? What can you hear? Can you send me some little clips and we will try to guess what it is?

Physical Development

Lesson 4

<https://www.youtube.com/watch?v=j5jwPguqHnc>

Find a little bit of a quiet space, get comfy and join in the yoga story of Goldilocks and the 3 bears. Maybe you could get some of your own teddy bears to watch you do your yoga!

What Makes a Bed Comfy?

Science Experiment



Extra links

or

[Princess and the Pea - Fairy Tale – YouTube](#) – Did the princess in the story have a comfy bed? Why not? What happened?

Method

1. Arrange all of the resources in the activity area.
2. Ask the children some questions about why Goldilocks likes Baby Bear's bed e.g. 'What makes a good bed? How do you know if a bed is good or not?'
3. Agree on what makes a 'good' bed, using words like 'comfortable', 'soft' etc., and what makes a 'bad' bed e.g. 'uncomfortable', 'hard', 'lumpy'.
4. Ask the children to make some beds and test them out.
5. Let the children explore the resources and feedback to you what they have found out. Encourage and model the use of language about how things felt.

You will need:

A selection of materials for building beds e.g.

blankets
sheets
sleep mats
pillows

A selection of materials which would not make good beds e.g.

wooden plank
tin foil
building blocks
cornflakes

Maths

Lesson 1

<https://classroom.thenational.academy/lessons/create-and-describe-colour-and-size-patterns-64rk2d?activity=video&step=1>

What patterns can you find in your house? Have you got any patterns on your clothes or curtains. Take a photo of a pattern you find in your house and upload it to tapestry.

English

Lesson 2

<https://classroom.thenational.academy/lessons/to-step-and-speak-the-story-6mwkgt?activity=video&step=1>

This lesson works on supporting children to tell a story themselves, this is a really important skill to use and will go hand in hand with writing when they get to that stage.

Phonics

Lesson 3

<https://www.youtube.com/watch?v=FXKIZCu6GmQ>

Phase 1 phonics with Maddison and Felix – in this lesson we will continue to listen to familiar sounds. Today we are focusing on animal sounds. After you have watched the video you could go outside and see if you can hear any animal sounds.

Physical Development -

Lesson 4

<https://www.youtube.com/watch?v=wu--9fOkOJM>

There are 4 fun levels in this workout with a new time warp! Follow along and make it through the obstacles to advance to the next level of fitness! ENJOY!!!

**Extra links
or
challenge
for today**

**MAKE PAPER TOWEL
MARKER MAGIC**

This is such a simple activity, yet hours of awe and beauty! All you need are paper towels, water, a plate or shallow dish, and washable markers. We used Crayola, but any water soluble marker would work. Fold a paper towel in half like a card. On the front of the paper towel card, make a very simple design. Then inside, add more details and colors. Drop the paper towel into the water and watch the designs appear and colors spread!



Thursday

Date 21st January

Maths

<https://classroom.thenational.academy/lessons/create-colour-or-size-patterns-6xhk2r?activity=video&step=1>

Lesson 1

This is a lesson that encourages children to create their own patterns, using fruit and vegetables and of course paint! Don't worry if you don't have the things in the lesson, there are lots of other things you can use eg tins, clothes, coins

English

<https://classroom.thenational.academy/lessons/to-sing-the-story-with-a-focus-on-setting-6rvk6d?activity=video&step=1>

Lesson 2

In this lesson children will use a song to help them think about the various settings in the story

Phonics

<https://www.youtube.com/watch?v=t6Pn2zVz3eo>

Watch the jolly phonics song 't'

Lesson 3

<https://www.youtube.com/watch?v=dHI-rx0YojA>

Practising writing the letter 't' using the rhyme down the tower across the tower.

Expressive Arts and Design :

<https://www.youtube.com/watch?v=2-uMyFgA9ek>

Lesson 4

We have been learning all about Goldilocks – can you use this activity to help you to draw your own bear?

Goldilocks only wanted to sleep on something soft can you find and sort objects in your house that are hard and soft?

**Extra links
or
challenge
for today**



Friday

Date 22nd January

Maths

<https://www.bbc.co.uk/cbeebies/watch/numberblocks-five-speckled-frogs-song>

Sing 5 little Speckle Frogs

Lesson 1

Make some number cards from 1 to 5 and count out 5 of your toys and match the numbers from 1 to 5.

[Minet Maths: Size \(Goldilocks and the Three Bears Challenge\) – YouTube](#)

Can you listen to the story and join in by finding objects to help.

English

Tell someone in your house the story of Goldilocks and the three bears and use different voices for the different characters. Can you find three different toys in your house for the three bears? Please can you send me a video of you telling the story – I would love to see it!

Lesson 2

Phonics

<https://www.youtube.com/watch?v=8o14CxeHBR4>

Lesson 3

Phase 1 phonics with Maddison and Felix rhythm and rhyme.

Personal, social and emotional development:

Reread the story of Goldilocks and the 3 bears and talk about...


How the bears felt when they someone had been in their house. How did baby bear feel finding out his chair had been broken. Should Goldilocks have gone into a strange cottage? Why not?

Lesson 4

Knowledge and understanding the world

Extra links or challenge for today

Gummy Bear
Science Experiment



Method

1. Choose a gummy bear.
2. Fill the cup 1/3 full with water.
3. Place the gummy bear in the water.
4. Leave for up to 4 days.
5. Compare with a gummy bear that has not been added to water.

You will need:
Water
Clear plastic cup
Gummy bears

Science Experiment

Gummy Bear

Before you put the bear in the water...

Hold your bear up to the window. How much light can get through?

Put the bear between your fingers and press it. What happens?

How big is your bear?

What do you think will happen to the bear when it is left in water?

4 days later...

What has happened to the bear that was in the water?

Can you compare the bear that's been in the water with a new gummy bear? How are they different?

Questions to ask when reading with your child.



Before reading the book:

Encourage the child to handle the book and hold it the correct way around.

Can you find the front cover?



What can you see on the front cover?



What might this book be about?

Can you find/point to the title?

What might happen in the story?



twinkl.co.uk

During the reading of the book:

Encourage the child to talk about the pictures and what is happening in the story. They may also like to turn the pages, join in with repeated words and phrases, and listen to/identify any words that rhyme.

What is happening on this page?



What might happen next?



What does this word mean?

Do you like ...?

What might happen at the end of the story?



Can you turn to the next page?



twinkl.co.uk

After reading the book:

Encourage the child to talk about what happened in the book.

What happened in the story?



What happened to this character?



What did you find out?

Did you like this book? Why?

What was your favourite part?



Who was your favourite character?



twinkl.co.uk

Language and Communication Activities

Telephone

The activity - [Super Simple Listening Game and Crafts for Kids by Kids Activities Blog](#)

Communication and language area(s) of development: Social interaction, attention & listening

In a nutshell - This simple, crafty telephone will engage kids for hours. All they need to do is paint some plastic cups, poke a hole in each of them, and thread string through the bottom. You can experiment with various speaking activities but we recommend the old school game of telephone where kids whisper to each other and pass the message around.

What you need -

- Plastic Cups
- String or Rope
- Paint for Decoration



Treasure hunt

This is a fun one that will encourage language use out of sheer excitement!

Ideas To Try:

- Get out a bucket or a toy box and throw a bunch of toys in it. Close your eyes and go on a "treasure hunt."
- If you have a sandbox, bury toys in the sand and then go on a treasure hunt!
- As you and your child pull toys out of the box, name them and say something about them. For example, if you pull out a doll...say "doll, I found the little doll!"

What You Are Working On:

- Vocabulary development
- Grammar Development
- Taking Turns
- Creating sentences

How?

By playing this game with your child, you are modeling functional vocabulary words such as "dig" and "found." You are teaching irregular past tense verbs and personal pronouns with the phrase "I found."

Word of the Week

Word of the Week - few

Think about it

Think about a time when you only had a few. How did you feel?

Say it

Practise saying the word in a :
quiet/ loud voice/robot/ mouse/
monster voice.

Use it

Can you use it in a sentence?
Such as: I only have a few chips.

Find it

Can you find a book where there are
only a few?

Swap it



What are different words for few?

Draw it

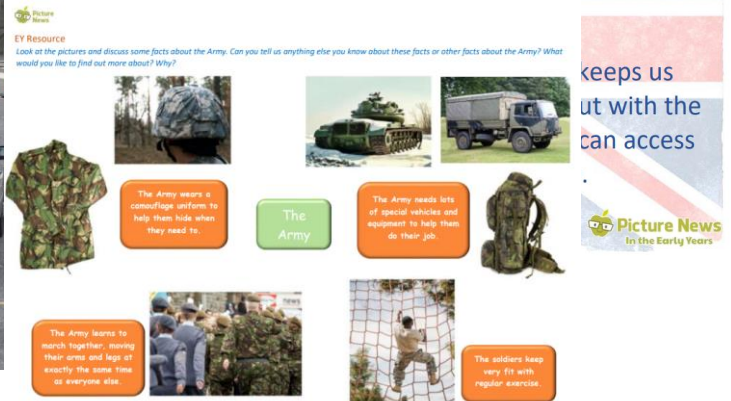
Can you draw a picture of a
few items?

Song

<https://www.youtube.com/watch?v=4JzPP32kxk>



Picture News



keeps us
out with the
can access

Picture News
In the Early Years

Look at the Picture News poster: What can you see? Who do you think these people might be? What do you think they could be doing? I wonder where the people in the cars could be going! Tell the children the people they can see are in the Army. Question: What do you know about the Army? Think about: What is and who are the Army? What do you know about the army? Do you know anyone who is in it? Discuss that people who work in the Army are called soldiers. Their main job is to help protect, which means keep safe, people and our country. Sometimes British soldiers travel to different countries to help others in need. It has been in the news that the Army is helping out with the coronavirus pandemic. In the poster, they are helping to give coronavirus tests to people who are wanting to travel to France. Think about: Why do you think the Army are helping out with this? Look at and discuss together some facts about the Army on the EY Resource. Think about: Can you tell us anything else you know about these facts or other facts about the Army? What would you like to find out more about? Why?

Can you draw a picture of what a soldier would need to pack in their backpack?

-What can you see? Who do you think these people might be?

-What do you know about the Army?

-Do you know anyone who is in the Army?

-What do you like about the Army?

-What would you like to find out more about?





























Can you make up an Army assault course to keep all the soldiers fit and healthy?

Can you take on the role of an Army Sergeant and teach your soldiers to march?



Letter Rhymes



 a Round the apple, down the leaf.	 m Maisie, mountain, mountain.	 s Slither down the snake.	 d Round his bottom, up his tall neck, down to his feet.	 t Down the tower, across the tower.	 i Down the body, dot for the head.	 n Down Nobby and over his net.
 p Down the plait and over the pirate's face.	 g Round her face, down her hair and give her a curl.	 o All around the orange.	 c Curl around the caterpillar.	 k Down the kangaroo's body, tail and leg.	 u Down and under, up to the top and draw the puddle.	 f Down the stem and draw the leaves.
 b Down the laces to the heel, round the toe.	 e Lift off the top and scoop out the egg.	 l Down the long leg.	 h Down the head to the hooves and over his back.	 sh Slither down the snake, down the head to the hooves and over his back.	 r Down his back, then curl over his arm.	 j Down his body, curl and dot.
 v Down a wing, up a wing.	 y Down a horn up a horn and under his head.	 w Down up, down, up.	 z Zig, zag, zig.	 th Down the tower, across the tower, then down the horse's head to the hooves and over his back.	 ch Curl round the caterpillar, then go down the horse's head to the hooves and over his back.	 x Down the arm and leg and repeat the other side.

Please practise the letter sounds **s,a,t** and the letter sounds in your child's name.

Continuous Provision

Have a tea party with your toys and share out some food into 3 bowls.

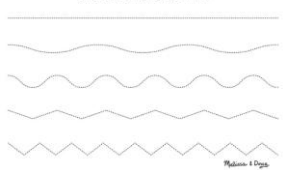


Build Goldilocks a house of her own.




Practise your scissor skills cutting out pictures from magazines or cutting along different shaped lines.

SCISSOR SKILLS



Make some porridge for your family and try adding different toppings such as fruit or syrup.



Make some puppets for the story of Goldilocks and the 3 bears out of spoons.



Can you retell the story and use some of your toys as props.



Paint a picture of a the bears In the forest.



Create bear faces out of toast.



Make 3 new beds for 3 of your bears.



Write your name in salt, flour or coloured sand.



Create the characters from the story



Watch the clip about bears and then send me a video with your favourite fact.

<https://www.youtube.com/watch?v=zkgGfFiA8Uc>





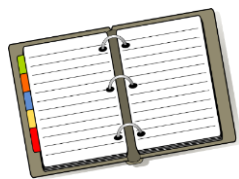
Daily Diary



Draw a picture of something that you have done each day and try and write a word or sentence to go with it – ask your grown up to write about what you have drawn.

Day 1

Day 2



Daily Diary



Draw a picture of something that you have done each day and try and write a word or sentence to go with it – ask your grown up to write about what you have drawn.

Day 3

Day 4



Daily Diary



Draw a picture of something that you have done each day and try and write a word or sentence to go with it – ask your grown up to write about what you have drawn.

Day 5

Day 6



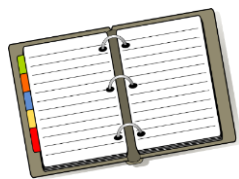
Daily Diary



Draw a picture of something that you have done each day and try and write a word or sentence to go with it – ask your grown up to write about what you have drawn.

Day 7

Day 8



Daily Diary



Draw a picture of something that you have done each day and try and write a word or sentence to go with it – ask your grown up to write about what you have drawn.

Day 9

Day 10



Online links to learning



Phonics	Maths
<p>Play some phonics games – https://www.phonicsplay.co.uk/</p> <p>Play some phonics games – https://www.phonicsbloom.com/</p> <p>Learn to recognise some sounds with phonics pop - http://www.ictgames.com/phonicsPop/index.html</p> <p>Learn some sounds - https://www.topmarks.co.uk/english-games/5-7-years/letters-and-sounds</p> <p>Practise writing letters- https://www.youtube.com/watch?v=UapRlDsWvpc</p> <p>Learn the jolly phonics songs and actions to go with it. These help you to remember the sounds - https://www.youtube.com/watch?v=euxN7LGOoLc</p>	<p>Practise writing numbers- https://www.youtube.com/watch?v=VlFQhHQAUCY</p> <p>Play some maths games – https://www.topmarks.co.uk/maths-games/3-5-years/counting</p> <p>Play some maths games linked to Cbeebies TV shows– https://www.bbc.co.uk/cbeebies/topics/numeracy</p> <p>Watch the 2d shapes song.- https://www.youtube.com/watch?v=OEbRDtCAFdU</p> <p>Watch the 3d shapes song - https://www.youtube.com/watch?v=guNdJ5MtX1A</p>
Understanding the World	Other
<p>https://www.youtube.com/watch?v=xAJgJR2rroM Facts about bears</p> <p>https://www.youtube.com/watch?v=SPx87rkyYkQ Can you find items that float or sink?</p>	<p>Search for some of your favourite stories on YouTube – www.youtube.com</p> <p>https://www.youtube.com/watch?v=jyWyBern6q4 Tabata Avengers workout</p> <p>https://www.youtube.com/watch?v=z88zxKiT9hk Watch and sing the Goldilocks song</p>