



Y4 Practical Learning from Home



English

Reading

Read one of your books to a member of your family each day. Pick your favourite part of the story/chapter and draw a picture to illustrate it.

Spelling and Vocabulary

circle, complete, consider, continue, decide, describe, different, difficult, disappear, early
To help you learn the spellings you could:

- Create a mnemonic (Big Elephants Can Always Upset Small Elephants- BECAUSE)
- Put the words into sentences
- Use them in your writing tasks
- Complete word pyramids for each word
- Have a family member test you on them

Writing:

For this activity we would like you to show off all of your writing skills and write a story about discovering a magic carpet of your own. Use the questions below to help you organise your writing into paragraphs.

Where and when did you discover the magic carpet?
 Where did the carpet take you? Describe the journey and the setting. What problem did you face? Was there a dangerous creature?
 How did you overcome/solve your problem?



Maths

I am learning to calculate how much money I have spent and the correct change

I am learning to order amounts of money

Set up a shop in your home. It could be a toy shop, food shop, clothes shop, or garden shop.

Make price labels for you items.

Buy these items with coins / notes.

How much would 2 or 3 different items cost? (Hint +)

Do you have enough money?

How much change should you have?

(Hint -)

Which is the most / least expensive item?

How much would it cost for 2 or 4 or 10 of the same item? (Hint x)

Complete attached worksheets

I am learning to calculate the perimeter of shapes

Complete attached worksheets

Keep safe and happy



Wellbeing (PSHE, SMSC & PE)

Thankful Hands – Talk together about what is meant by being grateful. You could talk about being grateful for the work of people such as the NHS workers, post office and shop staff – people who are helping everyone right now. Think about your family. Draw around your hand and record the things you are grateful for. Decorate them and display them in your window to show your gratitude. We would love to see some of them. We will share them on our twitter account.

*It can be tricky being at home we are not used to spending so much time together. Sometimes we need our own space where we can relax, read, listen to music and think. Create your own den somewhere inside or outside your house. You can use furniture, blankets, cushions etc. Somewhere you can go to when you need some time alone. We would love to see some of your dens – send photographs to us. We might be able to use one of your designs for our class reading area!

Humanities & The World (Science, History, Geography & RE)

Science

Have 2 glasses of water with an equal amount of water in each. In the first glass of water, stir three tablespoons of table salt. Measure three tablespoons of sugar and mix it into the second glass of water. Place both glasses next to each other on a counter out of the sunshine. Record the rate of evaporation the sugar and salt have on the water by measuring the amount of water each day. Keep track of the results over a period of five days, note which glass of water evaporated at a faster rate. You could draw pictures and write a sentence each day to record results.

Key words: Evaporation: When liquid turns into a gas.

Creative

(Art, DT, Music, Computing and MFL)

Art

Create a piece of artwork from recycled materials.
Be as creative as you want!



Independent Learning


Can you create your own secret code? You could use letters, numbers, pictures or something else! Can you get someone else to try and crack it?

Make a list of all the electrical items in each room of your home. Can you come up with any ideas to use less electricity?



Online Learning from Home



English	Maths	Wellbeing (PSHE, SMSC & PE)
<p>Spelling and Vocabulary Participate in the weekly WOW word. This can be found on our Facebook, Twitter and Instagram. Present the WOW word however you wish- surprise us! https://www.facebook.com/grangeacademy/</p> <p>Reading Read one of your books to a member of your family each day. https://home.oxfordowl.co.uk/books/free-ebooks/ www.Audible.com are offering a free month trial too.</p>	<p>I am learning to calculate the perimeter of shapes https://www.bbc.co.uk/bitesize/articles/zbcnf4j https://www.bbc.co.uk/bitesize/articles/zkhwqp3 Complete attached worksheets</p> <p>I am learning to calculate how much money I have spent and the correct change https://www.bbc.co.uk/bitesize/topics/z8yv4wx/articles/zs3b2nb https://www.bbc.co.uk/bitesize/topics/zp8dmp3/articles/z2s6hv4 I am learning to order amounts of money Complete attached worksheets</p> <p>Topmarks – Hit the Button - Practise Times Tables and Division Facts https://www.topmarks.co.uk/maths-games/hit-the-button</p> <p>Timestables Rockstars- Can you get in the top ten Primary performers announced on Facebook and Twitter?</p>	<p>ACTIVE LEARNING Supermovers</p> <p>GYMNASTICS (key steps gymnastics set routine) warm up thoroughly before learning the routine Body Management Routine (worksheet) Body Management Routine (Video)</p> <p style="text-align: center;"><i>Keep safe and happy</i></p> 

Humanities & The World (Science, History, Geography & RE)	Creative (Art, DT, Music, Computing and MFL)	Independent Learning
<p>Learn about the water cycle using this song and video https://www.youtube.com/watch?v=TWb4KIM2vts https://www.bbc.co.uk/bitesize/topics/zkkg87h/articles/z3wpp39?fbclid=IwAROnAvb3kKaLP2a10QulE4aCErsQVDGqolWkpRKhhDBPFN3kGas08KKjrgE This video will help you learn about evaporation and condensation https://www.bbc.co.uk/bitesize/topics/zkkg87h/articles/zydxmnb?fbclid=IwAR0Vg6jZuhv7XN14nifiJ0IP2tE2U2REc750dhcb8Bdlj0C_WLby8TxbZes</p>	<p>Computing: https://scratch.mit.edu - just click on create and start coding to see what you can create.</p>	<p>https://www.bbc.co.uk/bitesize/primary https://www.twinkl.co.uk/search</p>



Home Learning Reflection



What I have learned during the last 2 weeks ...

What I have enjoyed

What I have found difficult




What I would like to learn next

Feedback from my teacher



Home Learning Reflection



			
I enjoyed the work my teacher set			
I completed the work with a little help from an adult			
I completed most of the work independently			
I thought this work was interesting			
I had all the resources I needed to complete these activities			
Comments you would like to make to your teacher			