
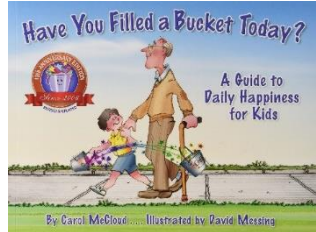




# Practical Learning from Home




English	Maths	Wellbeing (PSHE, SMSC & PE)
<p><b>Writing</b> Have a look at the superhero picture we have attached. Can you write your own story? Think about what happens. Who are the characters? Where is your story set? Who saves the day? Have a look at my example to help you. <b><u>Remember to use Capital letters and full stops and your best handwriting!! Try your best to sound words out by yourself.</u></b></p>  <p><b><u>What makes you happy?</u></b> Draw a picture of yourself. Underneath this picture, write sentences about what makes you happy and why. Try and use conjunctions like 'and' and 'because.' E.G. <i>My family make me happy because they give me cuddles and tell me jokes.</i></p> <p><b><u>Super Spellings/Handwriting</u></b> Keep on practising the spellings from your spelling sheet. Try and make it fun. Think of some creative ways to make your spellings. Can you do them in rainbow colours. Could you stick them around your house and go on a spelling hunt? Could you write them in chalk in your garden?</p> <p><b><u>Reading</u></b> Can you choose your favourite reading book and read it to someone in your family that you don't usually read too? You could ring or video call someone in your family. I'm sure it would make them smile.</p> <p><b><u>Phonics</u></b> Can you make your own phonics flashcards? What sounds can you remember? You can make them any size that you want. You could even draw the pictures on the back like our flashcards in school. Remember 'oo poo at the zoo' you have forgotten some sounds you can use some of our phonics games to help you or look in your purple books.</p>	<p><b><u>Beat the timer</u></b> Can you make some number sentence cards for numbers up to 20? Like <math>10 + 2 =</math> (ask your grown up for help if you need it) When you have done this have a go at timing yourself answering the number sentences. How long does it take you? Then have another go and time yourself again. Is your time even faster? See if you can get faster and faster over the 2 weeks.</p> <p><b><u>Maths sheet</u></b> Have a go at the maths activity mat. You can use paper to help you answer the questions and even draw the pictures yourself. We have attached the answers so you can check.</p> <p><b><u>Capacity</u></b> Can you find different measuring items that hold liquid in your house? Find a variety of items and put them in order from the item that can hold the least to the most. What can hold the most liquid in your house?</p> <p><b><u>Maths Walk</u></b> Go on a walk and think about maths. What different numbers can you see? How many leaves/sticks can you find? Can you read the numbers on houses or cars? What is the biggest number you can find or make? I saw a house with 14 on and a house with 8 on and made 22!</p> <p><b><u>Halves and quarters</u></b> What happens to paper when you fold it in half? How many pieces does it split into? Then what happens when you fold it again? How many pieces does it split into now? Can you find things around your house and split them in half or quarters?</p>	<p><b><u>PE</u></b> Have a go at making an obstacle course in your house or your garden. You could use cushions, hoops, ropes, chairs, benches, or any other things you can think of. Make sure it is safe and then you can have a play on it. You could even have a race with some of your family.</p> <p><b><u>Filling a bucket</u></b> Do you remember in school when we read the story 'have you filled a bucket today?' We talked about how we could fill people's buckets by being kind and doing kind things. It was even one of our rainbow challenges in school. I wonder how many buckets you could fill over the next 2 weeks. What kind things can you do? Could you help your grown up tidy up? Could you phone someone to cheer them up? Could you make someone a cake? Take pictures of all the things you do to fill someone's bucket.</p> 

Humanities & The World (Science, History, Geography & RE)	Creative (Art, DT, Music, Computing and MFL)	Independent Learning
<p><b><u>Science</u></b> Go on a material hunt around your house. What different things can you see? What are they made out of? Remember when we spotted some things in our Classroom that are made out of 2 or 3 materials? Like a door is made out of wood but has glass windows and a metal handle.</p>	<p><b><u>Art/DT</u></b> Can you design and create your own zoo? What animals would you have in your zoo? Can you make some tickets for your visitors? What about a map to help them find their way around your zoo? Can you draw/paint the different animals in your zoo or make them? Use Lego or playdough?</p>	<p>*Look out of your window or stand in your front garden and count how many cars go past. What is the most popular colour that passes? What is the least popular colour that passes? *Find a quiet place and read one of your books by yourself.</p>



# Online Learning from Home



English	Maths	Wellbeing (PSHE, SMSC & PE)
<p><b>Phonics games</b> Whilst we are off it is still important that we are practicing our sounds. Have a go on <a href="https://www.oxfordowl.co.uk/api/interactives/29317.html">https://www.oxfordowl.co.uk/api/interactives/29317.html</a> It has lots of the sounds on and the rhymes to help you. This can help you make your flashcards too.</p> <p><b>Read and answer</b> Can you read the captions and match them to the correct picture. There is a phase 5 booklet if you want a Challenge or a phase 3 booklet that is a little bit easier.</p> <p><b>Oxford Owl</b> Read some stories from Oxford Owl. Think about what colour book you read in school and try and find a book that is the same colour. If you not sure what book level to read just ask ©<a href="https://home.oxfordowl.co.uk/">https://home.oxfordowl.co.uk/</a></p> <p><b>BBC bitesize lesson</b> Have a go at this lesson all about using the word 'and' in a sentence. There are some videos for you to watch and some activities you can choose from. <a href="https://www.bbc.co.uk/bitesize/articles/Zhmwqp3">https://www.bbc.co.uk/bitesize/articles/Zhmwqp3</a></p> <p><b>Phonics</b> Watch some of the YEAR ONE letters and sounds lessons on YouTube. <a href="https://www.youtube.com/channel/UCP_FbjYUP_UtldV2K_-niWw">https://www.youtube.com/channel/UCP_FbjYUP_UtldV2K_-niWw</a></p>	<p><b>White Rose Maths</b> <a href="https://whiterosemaths.com/homelearning/year-1/">https://whiterosemaths.com/homelearning/year-1/</a> Have a go at the lessons from summer week 4. (it says w/c 11<sup>th</sup> May) For each lesson there is a video to watch and an activity to do after the video.</p> <p><b>BBS BITESIZE MATHS</b> <a href="https://www.bbc.co.uk/bitesize/articles/zjh7mfr">https://www.bbc.co.uk/bitesize/articles/zjh7mfr</a> Follow the link and have a go at this subtraction lesson. There are some videos for you to watch and some activities for when you have finished watching.</p> <p><b>Numbots</b> Keep logging on to numbots to earn lots of coins. This will help you get better at adding and taking away numbers. You may even be in the top 10!</p> <p><b>Ordering and Sequencing</b> <a href="https://www.topmarks.co.uk/ordering-and-sequencing/Caterpillar-ordering">https://www.topmarks.co.uk/ordering-and-sequencing/Caterpillar-ordering</a> Have a go at putting the Caterpillar together. Make sure the numbers are in order. You can choose different numbers to challenge yourself and there are some that count in 2s, 5s and 10s.</p>	<p><b>Picture News</b> We have attached a sheet all about the different rooms in your house. Think about why we have certain items in some rooms i.e an oven in the kitchen. We also want you to imagine a new room has been built onto your house and you don't know what it will be used for. What would use it for? What items will you put in your new room and how would you decorate it?</p> <p><b>Everybody Worries-</b> <a href="https://en.calameo.com/read/00077721945Cfe5bb9CC?authid=Xu9pCQzU3TQX">https://en.calameo.com/read/00077721945Cfe5bb9CC?authid=Xu9pCQzU3TQX</a> Follow the link to the lovely eBook called 'Everybody Worries'. Some of us may be feeling worried and scared at this time but this feel good book is a good way to talk about how we feel and see the brighter things in life and look towards the future.</p>  <p><b>PE</b> Get fit and do some exercise whilst boogying with Jumpstart Jonny! <a href="https://www.jumpstartjonny.co.uk/home">https://www.jumpstartjonny.co.uk/home</a></p>

Humanities & The World (Science, History, Geography & RE)	Creative (Art, DT, Music, Computing and MFL)	Independent Learning
<p><b>Science</b> <a href="https://www.bbc.co.uk/bitesize/articles/Zh48d6f">https://www.bbc.co.uk/bitesize/articles/Zh48d6f</a> Have a go at this lesson all about different materials. We have learnt about this lots in school so you should be experts!</p>	<p><b>Create your own zoo</b> Video yourself doing a guided tour of your own zoo. Check out the Chester zoo website and have a go at some of the activities. <a href="https://www.chesterzoo.org/schools/resources/?search=4tyses-at-home">https://www.chesterzoo.org/schools/resources/?search=4tyses-at-home</a></p>	<p><b>Sound booklet</b> <a href="https://www.oxfordowl.co.uk/api/interactives/29317.html">https://www.oxfordowl.co.uk/api/interactives/29317.html</a> <b>Phonics</b> <a href="https://www.phonicsbloom.com/">https://www.phonicsbloom.com/</a> <b>News</b> Listen to <a href="#">Newsround</a> and discuss what has been happening in the world this week. What new things have you found out?</p>



# Home Learning Reflection



What I have learned during the last 2 weeks ...

What I have enjoyed .....

What I have found difficult .....

What I would like to learn next .....




Feedback from my teacher .....

--



# Home Learning Reflection



			
I enjoyed the work my teacher set			
I completed the work with a little help from an adult			
I completed most of the work independently			
I thought this work was interesting			
I had all the resources I needed to complete these activities			
Comments you would like to make to your teacher			



THE GRANGE  
ACADEMY  
WADE DEACON TRUST