

Secondary Homework

At The Grange Academy we recognise the importance of homework to further student progress. Studies have found that the completion of homework at secondary level can add on an additional 5 months progress onto a child's learning (EEF, 2016). The curriculum at The Grange Academy is carefully planned to ensure there is clear fluency through the year groups in order to strengthen learning. Homework is designed as a consolidation of this learning process and encourages Grange students to be independent learners.

As a result we expect all our students to produce homework tasks that meet the deadlines set by teachers.

All our students can expect the following standards

- Homework will always help students to make progress, and never simply be set for its own sake
- All subjects will set homework with the exception of PE in KS3, and SMSC.
- All students will be given homework via the Microsoft Teams website which can be accessed via the link below.
- Students' login details are the same as those they use to gain access to the school's network.



www.office.com

What will teachers do if they have any concerns?

Teachers will contact parents if there are any homework concerns to discuss the best strategies to support children at home. Homework feedback will be also monitored every half term so that we can alert you to any concerns that we have.

What should parents/carers do if you have a homework concern?

For homework concerns parents/carers should contact their child's subject teacher/progress tutor via email (@thegrangeacademy.co.uk), where they can write their comments and concerns.

HOW DO I LOG INTO TEAMS?

You can access Teams through Office 365 by going to www.office.com

Log in to office using your school email address (your school email address is your computer login with @thegrangeacademy.co.uk at the end of it)

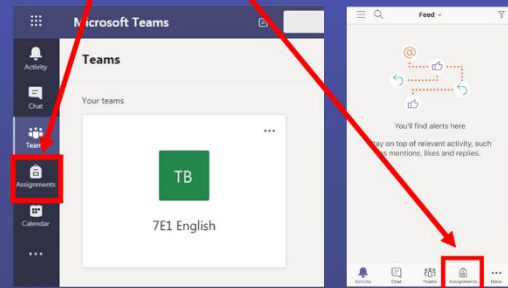
Your password will be exactly the same as the password you use to log onto the computers at school

The Grange Academy

Aspire for Excellence

WHERE DO I FIND MY HOMEWORK?

You will find your homework by going to 'Assignments' which can be found on the left hand side menu bar on a Laptop/Computer or on the bottom menu bar on a Tablet/Mobile Phone

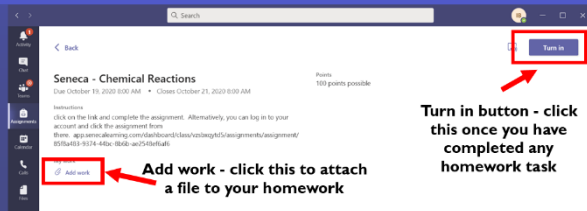


The Grange Academy

Aspire for Excellence

HOW DO I SUBMIT MY HOMEWORK?

On all homework tasks, you have the option to 'Add Work'. You can upload any documents you have created here. Some homework tasks may require you to complete work in your book or on paper that you need to bring in. Whichever way you submit your homework, you need to click 'Turn In' to move your homework into the 'Completed' section of Assignments.



The Grange Academy

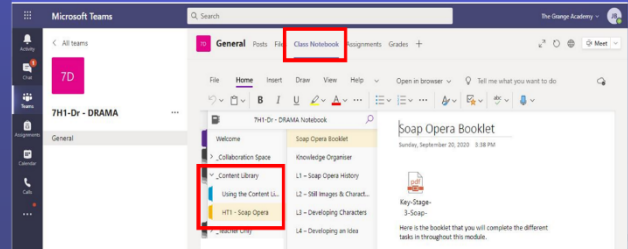
Aspire for Excellence

WHERE DO I FIND CLASSWORK IF I AM SELF-ISOLATING?

There are 2 different places that staff will save work for you to complete.

CLASS NOTEBOOK:

Each Team you are part of has a 'Class Notebook'. Within this area, staff will upload lesson PowerPoints, resources and instructions to the 'Content Library' section.



The Grange Academy

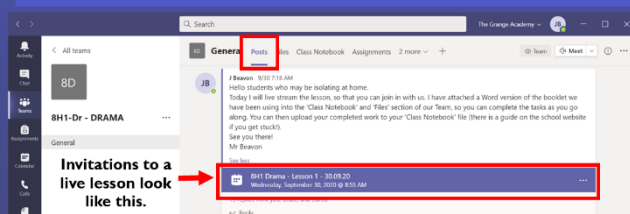
Aspire for Excellence

WHERE DO I FIND CLASSWORK IF I AM SELF-ISOLATING?

'POSTS' PAGE - LIVE LESSONS OR PRE-RECORDED LESSONS

In some lessons, the teacher may stream live to the students self-isolating. If this is the case, then the students at home will receive a notification on the 'Posts' page asking them to 'Join the Meeting' at the time of their lesson.

If a teacher has pre-recorded a lesson, then the link to the video will also be shared within this section of Teams.



The Grange Academy

Aspire for Excellence

WHERE CAN I UPLOAD COMPLETED WORK?

You can upload your completed work within the Class Notebook. You will have your own individual folder underneath the 'Content Library'.

Within this folder you can create new pages by clicking '+ Page' at the bottom of the screen and then you can name the page with the date you have completed the work and then click 'Insert', 'Insert Files as Attachment' and select the document you want to upload.

The Grange Academy

Aspire for Excellence